



# Uttar Pradesh Electricity Regulatory Commission

Vidyut Niyamak Bhawan, Vibhuti Khand, Gomti Nagar, Lucknow-226010 Phone 2720426 Fax 2720423 E-mail secretary@uperc.org

Dr. Sanjay K. Singh  
Secretary

Ref: UPERC/Secy/D(T)/2022-1519  
Dated: 28 January, 2022


To, ✓  
Director (Planning & Commercial)  
U.P. Power Transmission Corporation Ltd.  
5<sup>th</sup> Floor, Shakti Bhawan,  
14, Ashok Marg, Lucknow - 226001

Sir,

**Sub: Monthly Energy Account (T-D Interface points) for the month of Mar-2021(FY 2020-21) required for the True Up of FY 2020-21, APR of FY 2021-22 & Tariff/ ARR of FY 2022-23 of the various Distribution Licensees**

With reference to the above, kindly provide us the copy of Energy Account for the month of March-2021/ FY 2020-21 for PuVVNL/PVVNL/DVVNL/KESCO/MVVNL/NPCL etc., along with website link from where it can be downloaded.

Thanking You,

Yours faithfully;  
  
(Sanjay K. Singh)  
Secretary

**CC:- for information & necessary action to:**

Superintending Engineer, UP State Load Dispatch Center, U.P. Power Transmission Corporation Ltd., UPSLDC Parisar, Vibhuti Khand - II, Gomti Nagar, Lucknow - 226010.

127 निदेशि एवं वा/सुप्रदाकलि/2022  
29/01/2022

SE(TB) / SE(Plang) | for receipt pt  
3/10/22  
29/1/22  
na As instructed by pt.  
EE(TB)  
29/1/22

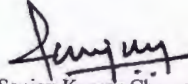
(Sanjay K. Singh)  
Secretary

CONSOLIDATED ENERGY ACCOUNT OF OPEN ACCESS DRAWEE ENTITY (LTOA+STOA) OTHER THAN DISCOMs AT T-D POINTS								
FOR THE MONTH OF MARCH 2021								
DISCOM	S. No.	NAME OF DRAWEE ENTITY OTHER THEN DISCOM	VOLTAGE LEVEL	CONSUMER'S ACCOUNT ID	DISTRIBUTION ZONE	DISTRIBUTION DIVISION	OPEN ACCESS DRAWEE MONTHLY ENERGY PROVIDED BY UPSLDC (in kWh)	PROGRESSIVE OPEN ACCESS DRAWEE ENTITY WISE CUMULATIVE ENERGY AT THE END OF THE MONTH (in kWh)
MVVNL	1	Ultratech Cements-Tanda Cement Works (earlier JAGO), Tanda	33KV	731907249020	Ayodhya Zone	EDD Tanda	2797144.641	20389677.696
	2	Rimjhim Stainless Ltd., Unnao (RSL)	132KV	761702270604	Lucknow Zone	EDD- II Unnao	6361892.460	65213591.430
	3	Reliance Industries Ltd., Barabanki	33KV	761702309839	Ayodhya Zone	EDD- I Barabanki	2218245.120	17205581.784
	4	Jai Jagdamba Mettalloys Ltd.	33KV	761702279337	Lucknow Zone	EDD-I Unnao	2536427.658	27172924.501
	5	ACC Limited, Tikaria Cement Works	132KV	761702320651	Ayodhya Zone	EDD-I Gauriganj	368902.793	767864.319
	6	Birla Corporation Ltd. (Unit- Raibareli Cement Works)	132KV	8737593000	Lucknow Zone	EDD-I Raebareli	442859.810	442859.810
	7	RCCPL Pvt. Ltd.	132KV	761702304419	Lucknow Zone	EDD-II Raebareli	4275743.322	38521241.136
	8	Amrit Bottlers Pvt. Ltd., Faizabad	33KV	761702296151			1543983.649	5276723.161
	9	Hoin Mal Sons Enterprises(P) Ltd. Raebareli	33KV	3248569343		Raibareli	60490.920	3259366.110
		<b>TOTAL</b>				<b>20605690.373</b>	<b>178249829.947</b>	
DVVNL	1	Rimjhim Ispat Ltd. Bharua Sumerpur Distt. Hamirpur (RIL)	132KV	721903665377	Banda Zone	EDD Hamirpur	19380664.633	202194889.995
	2	Ginni Filaments Ltd., Mathura	33KV	781726617963	Agra-II Zone	EDD- II Kosi	5343622.200	52856277.161
	3	Diamond Cements, Jhansi	132KV	781726757375	Jhansi Zone	EDD Jhansi	4018489.965	46051349.650
	4	Vacmet India Ltd., Mathura	33KV	781726617971	Agra-II Zone	EDD- II Kosi Kalan	5068577.562	66115964.867
	5	Ultratech Cements Aligarh Cement Works (UTCL)	132KV	781726778632	Aligarh Zone	EDD-III Aligarh	271407.360	15495195.203
	6	Kansai Nerolac Paints Ltd	33KV	781726778773	Kanpur Zone	EDD Rania Kanpur Dehat	0.000	3008390.945
	7	GBA Steel and Metals Ltd.	33KV	7153580928	Agra-II Zone	EDD- II Kosi Kalan	1721296.080	15256602.142
	8	Shreemahakal Concast Private Limited	33KV	721812744665		ED-III, Hathras	1500693.075	9790478.665
	9	Dauji Ispat Pvt Ltd., Kasganj	33KV	721902566510		EDD Kasganj	2163364.245	12951390.127
	10	ITC Mughaal Sheraton (Mixed Feeder)	33KV	670056593		THC-33 KV Hotel Complex	426280.000	2269546.928
	11	Mankameshwar Steels Unit-II Private Limited (Mixed Feeder)	33KV	72190584130	Aligarh Zone	EDD-III Aligarh	2032710.000	14986836.820
	12	L.D. Goyal Steels Private Limited (Mixed Feeder)	33KV	781726778640		EUDD-I, Talanagri	533330.000	4501146.020
	13	Gail India Ltd	220KV	781800002313		EDD-AURAIYA	8984903.655	29728261.185
	14	J K Cement Limited	33KV	781726754359		EDD III	905383.500	3292811.445
	15	Prahalad Ispat Private Limited	33KV	781726737268		EDO-Shikohabad	448620.060	1553934.165
	16	Sequence Ferro Private Limited (Mixed Feeder)	33KV	72200480731		EDSD-II, SASNI	1711350.000	4854675.360
	17	Sparsh Industries Private Limited	33KV	781726779591			400832.040	559210.155
		<b>TOTAL</b>				<b>54911524.375</b>	<b>485466960.833</b>	
PuVVNL	1	Chunar Cement Factory (CCF), Mirzapur	132KV	741901313458	Mirzapur Zone	EDD Chunar	0.000	3778177.887
	2	Mahabir Jute Mills Ltd. Sahjanwa	33KV	751800069702	Gorakhpur Zone	EDD-II Gorakhpur	1348944.135	12173270.673
	3	Gallent Ispat Ltd	132KV	751800069697	Gorakhpur Zone	EDD-II Gorakhpur	1554719.040	25260518.856
	4	Ankur Udyog Ltd. Gorakhpur	33KV	8308093000	Gorakhpur Zone	EUDD II Gorakhpur	3234168.000	20963211.750
	5	Rishik Spinning Pvt. Ltd (Mixed Feeder)	33KV	4786183000	Gorakhpur Zone	EUDD-IV	1001550.000	6198422.484
	6	Sadahari Shakti Pvt Ltd	33KV	741905447580			1956274.329	5873439.950
		<b>TOTAL</b>				<b>9095655.504</b>	<b>74247041.600</b>	
PVVNL	1	Ultratech Cements-Sikandrabad Cement Works (earlier JPSCGU)	33KV	4041066524	Ghaziabad-2 Zone	EDD- I Bulandshahar	272094.227	4563719.608
	2	ITC Limited, Saharanpur	33KV	964330096	Saharanpur Zone	EUDD- I Saharanpur	288353.415	6982798.935
	3	U.P. Grinding Unit, Bulandshahar	132KV	2844955442	Ghaziabad-2 Zone	EDD- I Bulandshahar	3682621.425	59941723.136
	4	Daurli Ispat Pvt. Ltd.,	33KV	711905681706	Saharanpur Zone	EUDD- II Muzaffarnagar	0.000	7065588.627
	5	Amba shakti steels limited, Muzaffarnagar	33KV	3084026000	Saharanpur Zone	EUDD- III Muzaffarnagar	5708055.360	66495224.941
	6	Amba Shakti Industries Pvt Ltd SIKANDRABA	132KV	2919835948/P-348		EDU-II Sikandrabad	6654503.520	42608543.349
	7	Continental India Pvt. Ltd., Meerut	33KV	4576183000	Meerut Zone	EDD- III Meerut	1510103.569	19428252.757
	8	Goyal MG Gases (P) U.P., Ghaziabad	132KV	8284026000	Ghaziabad-1 Zone	EUDD- V Ghaziabad	2620719.360	32670480.343
	9	UltraTech Cement-Dadri Cement Works (UTCL)	132KV	4150986000	Noida- Zone	EDD- IV Noida	125232.240	8988108.280
	10	Chaudhry Steels Private Limited	33KV	5691986000	Ghaziabad Zone	EUDD- I Ghaziabad	733954.725	8096606.639
	11	Shamli Steels Private Limited	33KV	771726183280	Saharanpur Zone	EDSD-I Shamli-III	5849567.115	52476587.298
	12	Sarvottan Rolling Mills Pvt. Ltd. Unit-1 (Mixed Feeder)	33KV	1374026000			2846489.730	6714456.603
	13	Sarvottan Rolling Mills Pvt. Ltd. Unit-2	33KV	5293250656	Saharanpur Zone	EUDD- III Muzaffarnagar	2516347.890	47671059.633
	14	Ganesha Ecosphere Ltd.	33KV	771726160654	Moradabad Zone	EDD Bilaspur	2478159.070	31144153.314
	15	Ambica Steels Limited	33KV	8325026000	Ghaziabad-1 Zone	EUDD- VI Ghaziabad	1946760.480	19126066.633
	16	Mawana Sugars Ltd Naglamal Meerut	132KV				0.000	1496551.920
	17	Bansal High Carbon Pvt. Ltd.	33KV	4633326000	Ghaziabad Zone	EUDD-X Ghaziabad	1365421.680	11002054.217
	18	Bansal Wire Industries Ltd. B-5 & 6	33KV	2533326000	Ghaziabad Zone	EUDD-X Ghaziabad	2748559.800	22052472.493
	19	Bansal Wire Industries Ltd. B-3	33KV	943326000	Ghaziabad Zone	EUDD-X Ghaziabad	1025312.400	6958458.554
	20	Shri Hari Ispat Pvt Ltd.	33KV	8264339554	Saharanpur Zone	EDC-I Saharanpur	939647.520	8813586.403

CONSOLIDATED ENERGY ACCOUNT OF OPEN ACCESS DRAWEE ENTITY (LTOA+STOA) OTHER THAN DISCOMs AT T-D POINTS								
FOR THE MONTH OF MARCH 2021								
DISCOM	S. No.	NAME OF DRAWEE ENTITY OTHER THEN DISCOM	VOLTAGE LEVEL	CONSUMER'S ACCOUNT ID	DISTRIBUTION ZONE	DISTRIBUTION DIVISION	OPEN ACCESS DRAWEE MONTHLY ENERGY PROVIDED BY UPSLDC (in kWh)	PROGRESSIVE OPEN ACCESS DRAWEE ENTITY WISE CUMULATIVE ENERGY AT THE END OF THE MONTH (in kWh)
PVVNL	21	Gulshan Polyols Ltd Muzaffarnagar	33KV	77180004861		EDC-I, Muzaffarnagar	438042.360	4455360.873
	22	Shahi Export Private Ltd.	33KV	7633326000	Ghaziabad Zone	EUDD-III Ghaziabad	664221.600	4526495.256
	23	Kajaria Ceramics Ltd.	33KV	5562493118	Saharanpur Zone	EDD- Deoband	812794.815	8868689.461
	24	Nawla Ispat Pvt Ltd	33KV	9977045751		EDC-2, Meerut	2216854.080	14248776.843
	25	Shree Sidhali Steels Ltd	33KV	771800004524		EDC-I, Muzaffarnagar	2116235.520	15593464.784
	26	Shree Shailja Iron And Steels Private Limited (Mixed Feeder)	33KV	2087787718	Saharanpur Zone	EUDD-3 Muzaffarnagar	2901558.219	33006044.379
	27	Saini Alloys Limited, Sikandrabad	33KV	8785671072		EDD-1 BULANDSHAHR	1556770.214	7107304.702
	28	Dev Shree Cotsyn Private Limited	33KV	2165739182		EDD-I, MEERUT	1015391.141	4281668.401
	29	Mahalaxmi Crafts & Tissues Private Limited (Mixed Feeder)	33KV	771800004116		EDD-I, Muzaffarnagar	326670.000	2154927.876
	30	Rajriya Industries LLP (Mixed Feeder)	33KV	711805864218		EDD-I, Shamli	1329370.000	6730812.352
	31	Vehlina Steels & Alloy Private Limited (Mixed Feeder)	33KV	7084026000		EUDD-3, Muzaffarnagar	1775880.000	8928269.480
	32	ISGEC Heavy Engineering Ltd	33KV	6874026000		EUDD-3, Muzaffarnagar	737922.570	2702153.160
	33	Ambuja Cement Limited	132KV	6250986000	Noida- Zone	EDD- IV Noida	1365582.448	5175910.554
	34	KK Duplex & Paper Mills Pvt Ltd (Mixed Feeder)	33KV	771800004079		EDD-1 muzaffarnagar	814920.000	2864665.740
	35	Balaji Wires Pvt Ltd (Mixed Feeder)	33KV	3633326000		EUDD-10 Ghaziabad	201730.000	1651531.780
	36	Tehri Iron & Steel Casting Ltd (Mixed Feeder)	33KV	5274026000		EUDD-3, Muzaffarnagar	1455953.463	7746381.243
	37	Ved Cellulose Ltd Hapur	33KV	771726153102		EDD-II Hapur	1329370.560	3261525.120
	38	Avadh Alloys Pvt. Ltd (Mixed Feeder)	33KV			EDD-III , Avadh	1230370.000	2904950.320
	39	Mangalam Metals (Mixed Feeder)	33KV				1091150.000	2579485.520
	40	Rana Steels India Ltd (Mixed Feeder)	33KV				1118630.000	3036410.480
	41	Amritvarsha Industries Limited	33KV	9250986000			2687025.600	3558048.480
	42	Pacific Development Corporation Limited (Mixed Feeder)	33KV				197140.000	231548.920
	43	Umang Dairies Limited	33KV				152290.000	152290.000
	44	Haldiram Snacks Pvt Ltd C3 Sector 67 Noida	33KV				835997.349	962245.599
	45	Haldiram Snacks Pvt Ltd C3 Sector 68 Noida	33KV				504611.656	581114.539
	46	Adobe Systems India Pvt Ltd A05 Sec 132 Noida	33KV				83893.226	83893.226
		TOTAL				72272278.347	611690462.771	
KESCO	1	Kanpur Fertilizers & Cement Ltd. (KFCL), Kanpur	132KV	9999911/36348	Kesco	EUDD Dadanagar	32740854.355	365150835.931
		TOTAL					32740854.355	365150835.931
		GRAND TOTAL (State Discom)				189626002.954	1714805131.082	
NPCL	1	HT Media Limited	33KV	2000027176	NPCL		98965.695	126055.037
	2	Dharampal Satyapal Limited	33KV	2000089062	NPCL		92055.730	131988.813
		TOTAL				191021.425	258043.850	

No. - 383 /Dir (Comm & Plg)/UPPTCL/EA-LTC/2020-21  
 Forwarding for kind information & necessary action  
 1.CE(Com-II), UPPCL, Lucknow.  
 2.SE(EA), UPSLDC, Lucknow.

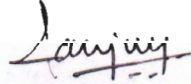
Date: 28/05/2021

  
 (Sanjay Kumar Chaurasia)  
 Executive Engineer  
 Transmission Billing Unit

**T-D Drawal Energy Account (NR-UP)  
for FY 2020-21**

*In kWh*

Month	Total T-D points (Actual) <i>Source: UPSLDC</i>	Long Term+ Dev. (NR-UP) <i>Source: UPSLDC</i>	Short Term (NR-UP) <i>Source: UPSLDC</i>
Apr-20	40592492.500	40592492.470	0.030
May-20	89393294.620	89393295.240	-0.620
Jun-20	87592587.250	87499798.850	92788.400
Jul-20	99369977.000	92994506.660	6375470.340
Aug-20	112839089.500	106508364.380	6330725.120
Sep-20	121014406.000	115682461.120	5331944.880
Oct-20	119507655.250	113829704.810	5677950.440
Nov-20	121466148.500	108643250.750	12822897.750
Dec-20	128263340.500	96935192.810	31328147.690
Jan-21	122468329.000	99901118.620	22567210.380
Feb-21	115867301.750	102365001.090	13502300.660
Mar-21	140743211.500	127834531.380	12908680.120
<b>Total (in kWh)</b>	<b>1299117833.370</b>	<b>1182179718.180</b>	<b>116938115.190</b>
<b>Total (in MUs)</b>	<b>1299.12</b>	<b>1182.18</b>	<b>116.94</b>

  
Executive Engineer  
Transmission Billing Unit  
UPPTCL, Lucknow

## T-D Drawal Energy Account (NPCL) for FY 2020-21

*In kWh*

Month	Total T-D points (Actual) <i>Source: UPSLDC</i>	Open Access (Consumers) <i>Source: UPSLDC</i>	Net T-D points (NPCL)	Long Term+ Dev. (NPCL) <i>Source: UPSLDC</i>	Short Term (NPCL) <i>Source: UPSLDC</i>
Apr-20	86801041.500		86801041.500	56296768.970	30504272.530
May-20	141899235.250		141899235.250	92184975.560	49714259.690
Jun-20	201430003.500		201430003.500	101167325.900	100262677.600
Jul-20	232836890.000		232836890.000	106328636.820	126508253.180
Aug-20	228889077.500		228889077.500	107538092.470	121350985.030
Sep-20	244338159.000		244338159.000	111652505.000	132685654.000
Oct-20	197824199.000		197824199.000	114719907.170	83104291.830
Nov-20	147436409.000		147436409.000	106801231.080	40635177.920
Dec-20	168633120.000		168633120.000	118472872.740	50160247.260
Jan-21	185541050.500		185541050.500	119683795.670	65857254.830
Feb-21	163926263.925	67022.425	163859241.500	107480923.495	56378318.005
Mar-21	188312145.675	191021.425	188121124.250	104927985.945	83193137.305
<b>Total (in kWh)</b>	<b>2187867594.850</b>	<b>258043.850</b>	<b>2187609551.000</b>	<b>1247255020.820</b>	<b>940354529.180</b>
<b>Total (in MUs)</b>	<b>2187.87</b>	<b>0.26</b>	<b>2187.61</b>	<b>1247.26</b>	<b>940.35</b>

  
 Executive Engineer  
 Transmission Billing Unit  
 UPPTCL, Lucknow

# T-D Drawal Energy Account (State Discom) for FY 2020-21

Month Ending March-2021

All Energy Figures are Progressive & in M.U.

Sl. No.	Distribution Zone	Energy Sent to Distribution Zones (Source: Tr. Zones Energy accounts)  (A)	Distribution Zonewise Open Access Energy (Source: UPSLDC Drawee Entity Drawal Energy Account)  (B)	Net Energy Sent to Distribution Zones  (A-B)
<b>MVVNL</b>				
1	Lucknow	5975.453	134.610	5840.843
2	Ayodhya (Faizabad)	4360.526	43.640	4316.886
3	Devipatan (Gonda)	2204.018		2204.018
4	LESA CESS	3253.789		3253.789
5	LESA TR.GOMTI	2654.416		2654.416
6	Bareilly	5251.016		5251.016
<b>Total</b>		<b>23699.218</b>	<b>178.250</b>	<b>23520.968</b>
<b>DVVNL</b>				
1	Kanpur	5356.792	36.589	5320.203
2	Jhansi	3356.873	46.051	3310.822
3	Banda	2730.555	202.195	2528.360
4	Agra-1	7332.814	138.052	7194.762
5	Agra-2			
	Torrent (Agra)	2073.904		2073.904
6	Aligarh	5502.188	62.580	5439.608
<b>Total</b>		<b>26353.126</b>	<b>485.467</b>	<b>25867.659</b>
<b>PuVVNL</b>				
1	Prayagraj (Allahabad)	7328.117	5.873	7322.244
2	Gorakhpur	4503.216	64.595	4438.621
3	Basti	1587.574		1587.574
4	Varanasi	7236.880		7236.880
5	Mirzapur	2654.399	3.778	2650.621
6	Azamgarh	4367.518		4367.518
<b>Total</b>		<b>27677.704</b>	<b>74.247</b>	<b>27603.457</b>
<b>PVVNL</b>				
1	Meerut	4947.539	42.717	4904.822
2	Ghaziabad-I	5591.080	109.874	5481.206
3	Ghaziabad-II	4189.485	114.221	4075.264
4	Saharanpur	6946.846	295.211	6651.635
5	Moradabad	7792.488	33.724	7758.764
6	Noida	4607.964	15.944	4592.020
<b>Total</b>		<b>34075.402</b>	<b>611.690</b>	<b>33463.712</b>
<b>KESCO</b>		<b>3768.254</b>	<b>365.151</b>	<b>3403.103</b>
<b>TOTAL</b>		<b>115573.704</b>	<b>1714.805</b>	<b>113858.899</b>

*(Signature)*

**Executive Engineer  
Transmission Billing  
UPPTCL, Lucknow**


# Transmission Zonewise Energy Details

(as per data sent by T&C Circles of Transmission Zones)

Month Ending March-2021

All Energy Figures are Progressive & in M.U.

Distribution Zones	Trans. South West (Agra)	Trans. South Central (Jhansi)	Trans. South East (Prayagraj)	Trans. North East (Gorakhpur)	Trans. West (Meerut)	Trans. Central (Lucknow)	Total
Lucknow			8.806			5966.647	5975.453
Ayodhya				0.673		4359.853	4360.526
Gonda(Devipatan)						2204.018	2204.018
LESA-CESS Gomti						3253.789	3253.789
LESA-Trans Gomti						2654.416	2654.416
Bareilly					120.091	5130.925	5251.016
<b>TOTAL (MVVNL)</b>	<b>0.000</b>	<b>0.000</b>	<b>8.806</b>	<b>0.673</b>	<b>120.091</b>	<b>23569.648</b>	<b>23699.218</b>
Kanpur	1436.548	3886.481	33.763				5356.792
Jhansi		3335.643	21.230				3356.873
Banda		2730.555					2730.555
Aligarh	5479.610	22.578					5502.188
Agra	7195.893	136.921					7332.814
Torrent (Agra)	2073.904						2073.904
<b>TOTAL (DVVNL)</b>	<b>16185.955</b>	<b>10112.178</b>	<b>54.993</b>	<b>0.000</b>	<b>0.000</b>	<b>0.000</b>	<b>26353.126</b>
KESCO	2369.016	1399.238					3768.254
Prayagraj			7328.117	0.000			7328.117
Gorakhpur				4503.216			4503.216
Basti				1587.574			1587.574
Varanasi			3919.301	3317.579			7236.880
Mirzapur			2654.399				2654.399
Azamgarh				4367.518			4367.518
<b>TOTAL (PuVVNL)</b>	<b>0.000</b>	<b>0.000</b>	<b>13901.817</b>	<b>13775.887</b>	<b>0.000</b>	<b>0.000</b>	<b>27677.704</b>
Meerut					4947.539		4947.539
Ghaziabad-I	49.204				5541.876		5591.080
Ghaziabad-II					4189.485		4189.485
Saharanpur					6946.846		6946.846
Moradabad					7792.488		7792.488
Noida					4607.964		4607.964
<b>TOTAL (PVVNL)</b>	<b>49.204</b>	<b>0.000</b>	<b>0.000</b>	<b>0.000</b>	<b>34026.198</b>	<b>0.000</b>	<b>34075.402</b>
<b>GRAND TOTAL</b>	<b>18604.175</b>	<b>11511.416</b>	<b>13965.616</b>	<b>13776.560</b>	<b>34146.289</b>	<b>23569.648</b>	<b>115573.704</b>



Executive Engineer  
Transmission Billing Unit  
UPPTCL, Lucknow


## TRANSMISSION LOSS STATEMENT (FY: 2020-21) FOR INTRA-STATE TRANSMISSION SYSTEM OF UP

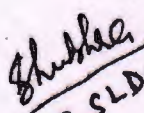
(I) ENERGY INJECTION (MU)		
(a)	UPRVUNL	23327.12
(b)	UPJVNL	1515.69
(c)	IPP	40495.20
(d)	Co-GEN/CPP	4127.48
(e)	SOLAR/SHEP	1845.52
(f)	INTER STATE	51931.84
(g)	INFIRM INJECTION	60.65
<b>TOTAL</b>		<b>123242.84</b>
(II) ENERGY DRAWAL (MU)		
(a)	MVVNL	23520.97
(b)	PuVVNL	27603.46
(c)	PVVNL	33463.71
(d)	DVVNL	25888.03
(e)	KESCO	3382.74
(f)	NPCL	2187.61
(g)	NORTHERN RAILWAY-UP	1299.12
(h)	OPEN ACCESS CONSOLIDATED	1715.06
(i)	START UP POWER DRAWL	31.28
<b>TOTAL</b>		<b>119091.97</b>

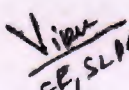
**TRANSMISSION LOSS (%) = 3.37**

Note :-

- Energy injection data based on available MRI Data.
- Energy drawal data for State Discoms based on Transmission Zone Energy Account and other drawal data based on available MRI Data.

  
 Executive Engineer  
 Transmission Billing Unit  
 UPPTCL, Lucknow

  
 AE, SLDC

  
 EE, SLDC, EA