



**INTRA-STATE TRANSMISSION LOSS STATEMENT FOR TRANSMISSION
SYSTEM OF UP**


FY 2022-23


| (A) ENERGY INJECTION (MU) | | |
|----------------------------------|----------------------------------|--------------------|
| (a) | UPRVUNL | 31758.3900 |
| (b) | UPJVNL | 977.3350 |
| (c) | IPP | 50154.2440 |
| (d) | Co-Gen/CPP injection | 3206.3196 |
| (e) | Solar/SHEP injection | 3385.7934 |
| (f) | INTER STATE | 53399.1504 |
| TOTAL INJECTION | | 142881.2324 |
| | Less-Cogen actual drawl(Banking) | 441.1646 |
| | Net Total Injection | 142440.0678 |
| (B) ENERGY DRAWL (MU) | | |
| (a) | MVVNL | 27347.2130 |
| (b) | PuVVNL | 31132.4960 |
| (c) | PVVNL | 39043.2440 |
| (d) | DVVNL | 28307.1860 |
| (e) | KESCO | 4228.5680 |
| (f) | NPCL | 3095.9280 |
| (g) | Northern Railway (UP) | 2725.8136 |
| (h) | OPEN ACCESS CONSOLIDATED | 1850.7618 |
| TOTAL DRAWAL | | 137731.2104 |


| | |
|--------------------------------|-----------|
| Transmission Loss (MUs) | 4708.8574 |
| Transmission Loss (%) | 3.30 |
| Approved Transmission Loss (%) | 3.27 |


 SE


 AE


 Dir, UPC LDC

PART(B) checked

 (AE-TBU)


 25/10/23
 अधिशासी अभियन्ता
 सन्वद्ध निदेशक (नियोजन एवं वाणिज्य)
 उपप्रमाणिकालि

T-D Drawal Energy Account (Northern Railway-UP) for FY 2022-23

| Month | Total T-D Points (Actual Drawal) Source:UPSLDC | Long Term+Dev. (Billed Energy) Source:UPSLDC | STOA Energy Source:UPSLDC |
|-----------------------|--|---|------------------------------|
| Apr-22 | 206068366.50 | 148036140.50 | 58032226.00 |
| May-22 | 226474093.00 | 103506683.00 | 122967410.00 |
| Jun-22 | 219366842.00 | 83644697.00 | 135722145.00 |
| Jul-22 | 238215176.00 | 72088017.00 | 166127159.00 |
| Aug-22 | 22502028.00 | 4892731.00 | 17609297.00 |
| Aug-22 | 215814091.00 | 59409297.00 | 156404794.00 |
| Sep-22 | 228951411.00 | 63943849.00 | 165007562.00 |
| Oct-22 | 230931620.00 | 63512165.60 | 167419454.40 |
| Nov-22 | 228282559.00 | 62248884.00 | 166033675.00 |
| Dec-22 | 225112388.00 | 65152266.00 | 159960122.00 |
| Jan-23 | 224475798.00 | 67251678.00 | 157224120.00 |
| Feb-23 | 213160163.00 | 53475501.00 | 159684662.00 |
| Mar-23 | 246459112.00 | 67156809.00 | 179302303.00 |
| Total (in kWh) | 2725813647.50 | 914318718.10 | 1811494929.40 |
| Total (in MU) | 2725.8136 | 914.3187 | 1811.4949 |

b
(AE-TBU)

[Handwritten Signature]
AE (TBU)

अधिशारी अभियन्ता
सम्बद्ध निदेशक (नियोजन एवं वाणिज्य)
उ०प्र०भा०ट्रा०का०लि०

Drawal Energy Account (NPCL) for FY 2022-23

| Month | Total T-D points (Actual Drawal) <i>Source: UPSLDC</i> | Open Access Energy delivered to NPCL Discom Consumer <i>Source: UPSLDC</i> | Net Delivered Energy to NPCL | Long Term+Deviation Billed Energy | | MWh STOA NPCL |
|----------------------|--|--|---------------------------------|--------------------------------------|--------------------|----------------------|
| | | | | Non RE+Deviation | RE | |
| Apr-22 | 275973026.000 | 204199.00 | 275768827.00 | 118874173.54 | 8586149.46 | 148308504.00 |
| May-22 | 310467500.000 | 287171.00 | 310180329.00 | 110895916.20 | 8642106.80 | 190642306.00 |
| Jun-22 | 312825801.000 | 761101.00 | 312064700.00 | 112965296.06 | 7912367.94 | 191187036.00 |
| Jul-22 | 315900244.000 | 1091991.00 | 314808253.00 | 116410979.63 | 8272711.37 | 190124562.00 |
| Aug-22 | 30672817.000 | 103981.00 | 30568836.00 | 10899132.19 | 763728.81 | 18905975.00 |
| Aug-22 | 276790499.000 | 1070626.00 | 275719873.00 | 80113796.33 | 7189385.67 | 188416691.00 |
| Sep-22 | 302038120.000 | 391951.00 | 301646169.00 | 104661828.11 | 7413573.89 | 189570767.00 |
| Oct-22 | 221048159.000 | 1313227.00 | 219734932.00 | 100226199.90 | 7702811.10 | 111805921.00 |
| Nov-22 | 203023556.000 | 365406.00 | 202658150.00 | 96524208.56 | 6960198.44 | 99173743.00 |
| Dec-22 | 208415771.000 | 1467887.00 | 206947884.00 | 102179070.34 | 6978709.66 | 97790104.00 |
| Jan-23 | 231451469.500 | 1483212.00 | 229968257.50 | 106359925.01 | 6269361.49 | 117338971.00 |
| Feb-23 | 198321257.000 | 2451592.00 | 195869665.00 | 95138905.15 | 8397055.85 | 92333704.00 |
| Mar-23 | 222927973.000 | 2935812.00 | 219992161.00 | 101856387.52 | 9866889.48 | 108268884.00 |
| Total(In Kwh) | 3109856192.500 | 13928156.00 | 3095928036.50 | 1257105818.54 | 94955049.96 | 1743867168.00 |
| Total(In MU) | 3109.8562 | 13.9282 | 3095.9280 | 1257.1058 | 94.9550 | 1743.8672 |

b
(AE-TBU)

Jk
AE (TBU)
अधिसासी अभियन्ता
सम्बद्ध निदेशक (नियोजन एवं वाणिज्य)
उ०प्र०पा०ट्रा०का०सि०

Consolidated Discomwise Open Access Energy Account

| Discom | Sl. No. | Name of Drawee Entity Other than Discom | Voltage Level | Supply Type | Distribution Zone | Mar-23 | Progressive |
|--------|---------|--|---------------|-------------|-------------------|--|--|
| | | | | | | Open Access Drawee Monthly Energy Provided by UPSLDC (in MWh) <i>Source: UPSLDC</i> | Drawee Entity Cumulative Open Access Energy at the End of the Month (in MWh) |
| DVVNL | 1 | Agarwal Ferro Metallic Pvt. Ltd. | 33kV | HV-2 | Aligarh | 609.887 | 4470.343 |
| DVVNL | 2 | Aligarh Cement Works | 132kV | HV-2 | Aligarh | 2006.771 | 19144.709 |
| DVVNL | 3 | Anandeshwar Industries Private Limited | 33kV | HV-2 | Kanpur | 1183.845 | 10178.028 |
| DVVNL | 4 | Bhole baba Milk Food Industries Limited | 33kV | HV-2 | Aligarh | 418.048 | 420.379 |
| DVVNL | 5 | Brindavan Agro Industries Private Limited | 33kV | HV-2 | Agra-II | 720.272 | 7408.413 |
| DVVNL | 6 | Calpro Specialities Private Limited | 33kV | HV-2 | Agra-II | 298.944 | 2688.731 |
| DVVNL | 7 | Dauji Ispat Private Limited | 33kV | HV-2 | Aligarh | 1790.153 | 13164.082 |
| DVVNL | 8 | Diamond Cements | 132kV | HV-2 | Jhansi | 3573.715 | 37369.422 |
| DVVNL | 9 | Gail India Limited | 220kV | HV-2 | Kanpur | 12036.593 | 101314.784 |
| DVVNL | 10 | Ganesha Ecosphere Limited (Rania) | 33kV | HV-2 | Kanpur | 531.219 | 3286.313 |
| DVVNL | 11 | GBA Steel And Metals Private Limited | 33kV | HV-2 | Agra-II | 587.436 | 5333.377 |
| DVVNL | 12 | Ginni Filaments Limited | 33kV | HV-2 | Agra-II | 2462.265 | 25189.739 |
| DVVNL | 13 | Hariom Industries Limited | 33kV | HV-2 | Jhansi | 1124.571 | 1124.571 |
| DVVNL | 14 | Hariom Steel Industries | 33kV | HV-2 | Jhansi | 853.756 | 8720.770 |
| DVVNL | 15 | Hindustan Unilever Limited Orai Jalaun | 33kV | HV-2 | Jhansi | 0.000 | 7.680 |
| DVVNL | 16 | Hindustan Unilever Limited Sumerpur Hamirpur | 33kV | HV-2 | Banda | 0.000 | 0.000 |
| DVVNL | 17 | Hotel ITC Mughal Sheraton | 33kV | HV-1 | Agra-I | 0.000 | 3120.723 |
| DVVNL | 18 | J K Cement Limited | 33kV | HV-2 | Aligarh | 890.641 | 7445.450 |
| DVVNL | 19 | Jaincord Industries Pvt. Ltd. Mathura | 33kV | HV-2 | Agra-II | 404.726 | 3110.586 |
| DVVNL | 20 | Jindal Quality Tubular Ltd. | 33kV | HV-2 | Agra-II | 412.894 | 3352.441 |
| DVVNL | 21 | Juhi Alloys Limited | 33kV | HV-2 | Kanpur | 193.213 | 2048.739 |
| DVVNL | 22 | Kanpur Plastipack Ltd Unit3 Kanpur Dehat | 33kV | HV-2 | Kanpur | 831.590 | 10722.654 |
| DVVNL | 23 | Kansai Nerolac Paints Limited | 33kV | HV-2 | Kanpur | 731.269 | 2822.491 |
| DVVNL | 24 | L D Goyal Steels Private Limited | 33kV | HV-2 | Aligarh | 590.815 | 5344.650 |

(AE-TBL)

JW
BE

अधिसासी अभियन्ता
सम्बद्ध निदेशक (नियोजन एवं वाणिज्य)
उत्तर प्रदेश विद्युत बोर्ड

Consolidated Discomwise Open Access Energy Account

| Discom | Sl. No. | Name of Drawee Entity Other than Discom | Voltage Level | Supply Type | Distribution Zone | Mar-23 | Progressive |
|--------|---------|---|---------------|-------------|-------------------|--|--|
| | | | | | | Open Access Drawee Monthly Energy Provided by UPSLDC (in MWh) <i>Source: UPSLDC</i> | Drawee Entity Cumulative Open Access Energy at the End of the Month (in MWh) |
| DVVNL | 25 | Mahesh Edible Oil Industries Ltd. | 33kV | HV-2 | Agra-I | 428.599 | 1963.544 |
| DVVNL | 26 | Mankameshwar Steels UnitII Private Limited | 33kV | HV-2 | Aligarh | 1026.363 | 9043.863 |
| DVVNL | 27 | Mantora Oil Product | 11kV | HV-2 | Kanpur | 0.000 | 258.709 |
| DVVNL | 28 | Mantora Solvent Division Kanpur Dehat | 11kV | HV-2 | Kanpur | 0.000 | 0.000 |
| DVVNL | 29 | MI Industries(India) Pvt. Ltd | 33kV | HV-2 | Aligarh | 0.000 | 0.000 |
| DVVNL | 30 | Modern Glass Industries | 33kV | HV-2 | Agra-I | 275.693 | 554.372 |
| DVVNL | 31 | NIF Pvt. Ltd Kanpur | 33kV | HV-2 | Kanpur | 318.678 | 3773.304 |
| DVVNL | 32 | Parth Engineering | 11kV | HV-2 | Agra-I | 294.526 | 1315.044 |
| DVVNL | 33 | Prahlad Ispat Private Limited | 33kV | HV-2 | Agra-II | 416.640 | 3820.184 |
| DVVNL | 34 | Rhythm Real Food Product | 11kV | HV-2 | Kanpur | 209.123 | 358.414 |
| DVVNL | 35 | Rimjhim Ispat Limited | 132kV | HV-2 | Banda | 17371.919 | 197395.642 |
| DVVNL | 36 | RSPL Ltd | 11kV | HV-2 | Kanpur | 256.309 | 443.856 |
| DVVNL | 37 | Sequence Ferro Private Limited | 33kV | HV-2 | Aligarh | 1290.257 | 11667.890 |
| DVVNL | 38 | Shreemahakaal Concast Private Limited | 33kV | HV-2 | Aligarh | 1011.019 | 8891.472 |
| DVVNL | 39 | Shri Balkishan Agarwal Glass Industries Private | 33kV | HV-2 | Agra-I | 0.000 | 0.000 |
| DVVNL | 40 | Sincere Developers (P) Ltd. (Taj hotel & convention Centre) | 33kV | HV-1 | Agra-I | 356.203 | 4866.838 |
| DVVNL | 41 | Sparsh Industries Pvt. Ltd. | 33kV | HV-2 | Kanpur | 923.423 | 9712.870 |
| DVVNL | 42 | Sterling Agro Industries Limited | 33kV | HV-2 | Kanpur | 128.459 | 1021.149 |
| DVVNL | 43 | Threads (Ind) Pvt Ltd | 11kV | HV-2 | Kanpur | 174.274 | 325.267 |
| DVVNL | 44 | Vacmet India Limited (Unit 3) | 33kV | HV-2 | Agra-II | 158.154 | 2074.907 |
| DVVNL | 45 | Vacmet India Limited aka Vacmet Ind Ltd Unit 4 | 33kV | HV-2 | Agra-II | 1286.855 | 16957.671 |
| DVVNL | 46 | Vacmet India Limited Unit 2 | 33kV | HV-2 | Agra-II | 110.023 | 1440.479 |
| DVVNL | 47 | Varun Beverages Ltd. Kosikalaan | 33kV | HV-2 | Agra-II | 136.203 | 136.203 |
| | | DVVNL TOTAL | | | | 58425.343 | 553810.753 |

(SE-784)

[Signature]

अधिसूची अभियन्ता
सम्बद्ध निदेशक (नियोजन एवं वाणिज्य)
उ०प्र०पा०द्रा०का०लि०

Consolidated Discomwise Open Access Energy Account

| Discom | Sl. No. | Name of Drawee Entity Other than Discom | Voltage Level | Supply Type | Distribution Zone | Mar-23 | Progressive |
|--------------------|---------|--|---------------|-------------|-------------------|--|--|
| | | | | | | Open Access Drawee Monthly Energy Provided by UPSLDC (in MWh) <i>Source: UPSLDC</i> | Drawee Entity Cumulative Open Access Energy at the End of the Month (in MWh) |
| KESCO | 1 | Kanpur Plastipack Limited Unit1 Kanpur | 33kV | HV-2 | Kesco | 214.429 | 1877.860 |
| KESCO | 2 | KFCL | 132kV | HV-2 | Kesco | 0.000 | 0.000 |
| KESCO TOTAL | | | | | | 214.429 | 1877.860 |
| MVVNL | 1 | ACC Limited, Tikaria Cements Works | 132kV | HV-2 | Ayodhya | 1587.986 | 28146.911 |
| MVVNL | 2 | Amrit Bottlers Private Limited | 33kV | HV-2 | LESA Trans | 3222.992 | 15957.713 |
| MVVNL | 3 | Amrit bottlers Private Ltd Hotel Hilton Garden Inn | 11kV | HV-1 | Ayodhya | 125.236 | 958.504 |
| MVVNL | 4 | Bharti Airtel Gangaganj Salempur | 11kV | HV-2 | LESA CIS | 387.646 | 3807.363 |
| MVVNL | 5 | Bharti Airtel Gomtinagar | 11kV | HV-2 | LESA TRANS | 557.189 | 4929.400 |
| MVVNL | 6 | Birla Corp. Ltd (Raibareli Cement Works) | 33kV | HV-2 | Lucknow | 1118.653 | 11766.527 |
| MVVNL | 7 | Birla Corp. Ltd.(Raibareli Hitech Cement Works) | 33kV | HV-2 | Lucknow | 153.891 | 1887.237 |
| MVVNL | 8 | BL Agro Industries Pvt Ltd B4 CB Ganj Bareilly | 33kV | HV-2 | Bareilly | 250.704 | 1201.766 |
| MVVNL | 9 | BL Agro Industries Pvt Ltd Jauharpur | 33kV | HV-2 | Bareilly | 192.631 | 936.174 |
| MVVNL | 10 | Brindavan Beverages Private Limited CB Ganj Bareilly | 33kV | HV-2 | Bareilly | 1068.133 | 11480.724 |
| MVVNL | 11 | Brindavan Bottlers Private Limited Barabanki Unit | 11kV | HV2 | Ayodhya | 134.943 | 147.008 |
| MVVNL | 12 | Brindavan Bottlers Private Limited Unnao Unit | 33kV | HV-2 | Lucknow | 307.584 | 1881.224 |
| MVVNL | 13 | Brindavan Packaids Pvt Ltd | 33kV | HV-2 | Bareilly | 172.952 | 1431.920 |
| MVVNL | 14 | Destiny Retail Mall Developers Pvt Ltd | 33kV | HV-1 | LESA TRANS | 666.591 | 1901.426 |
| MVVNL | 15 | Ganga Bag Udyog Private Limited UnitII | 11kV | HV-2 | Ayodhya | 237.085 | 470.272 |
| MVVNL | 16 | Hoin Mal Sons Enterprises Pvt Ltd | 33kV | HV-2 | Lucknow | 0.000 | 4880.356 |
| MVVNL | 17 | INDIA PESTICIDES LIMITED | 11kV | HV-2 | LESA CIS | 123.846 | 1763.025 |
| MVVNL | 18 | Jai Jagdamba Metalloys Limited | 33kV | HV-2 | Lucknow | 0.000 | 3487.939 |
| MVVNL | 19 | Mayflex Cement Industries Private Limited | 11kV | HV-2 | Ayodhya | 0.000 | 0.000 |
| MVVNL | 20 | NP Agro India Industries Pvt Ltd | 33kV | HV-2 | Bareilly | 375.288 | 885.657 |
| MVVNL | 21 | Parth Thread Private Limited | 11kV | HV-2 | Ayodhya | 0.000 | 1410.007 |


(AE-TBU)

अधिशारी अभियन्ता
सम्बद्ध निदेशक (नियोजन एवं वाणिज्य)
उत्तर प्रदेश विद्युत निगम लि.

Consolidated Discomwise Open Access Energy Account

| Discom | Sl. No. | Name of Drawee Entity Other than Discom | Voltage Level | Supply Type | Distribution Zone | Mar-23 | Progressive |
|--------|---------|---|---------------|-------------|-------------------|--|--|
| | | | | | | Open Access Drawee Monthly Energy Provided by UPSLDC (in MWh) <i>Source: UPSLDC</i> | Drawee Entity Cumulative Open Access Energy at the End of the Month (in MWh) |
| MVVNL | 22 | PTC Industries Limited | 33kV | HV-2 | LESA CIS | 0.000 | 0.000 |
| MVVNL | 23 | Ramaa Shyama Papers Pvt. Ltd. | 33kV | HV-2 | Bareilly | 361.042 | 1414.516 |
| MVVNL | 24 | RCCPL Private Limited | 132kV | HV-2 | Lucknow | 3690.716 | 39572.025 |
| MVVNL | 25 | Reliance Industries Limited | 33kV | HV-2 | Ayodhya | 510.565 | 5941.247 |
| MVVNL | 26 | Reliance Jio Infocom Ltd. Lucknow | 11kV | HV-1 | LESA TRANS | 270.722 | 955.454 |
| MVVNL | 27 | RHL Profiles Limited Unnao | 33kV | HV-2 | Lucknow | 328.268 | 500.123 |
| MVVNL | 28 | Rimjhim Stainless Limited | 132kV | HV-2 | Lucknow | 5158.923 | 56733.560 |
| MVVNL | 29 | Ritvik Steel Private Limited Bahraich | 33kV | HV-2 | Devipatan (Gonda) | 649.448 | 3913.447 |
| MVVNL | 30 | SLMG Beverages Private Limited | 33kV | HV-2 | Ayodhya | 0.000 | 1928.864 |
| MVVNL | 31 | Sudhesh Industries Pvt Ltd | 33kV | HV-2 | Devipatan (Gonda) | 715.799 | 5003.634 |
| MVVNL | 32 | Tanda Cement Works | 33kV | HV-2 | Ayodhya | 2898.307 | 30104.098 |
| MVVNL | 33 | Tata Motors Ltd Deva Rd Lucknow | 132kV | HV-2 | LESA TRANS | 755.217 | 4121.140 |
| MVVNL | 34 | The Indian Wood Products Company Limited | 11kV | HV-2 | Bareilly | 36.117 | 472.263 |
| MVVNL | 35 | UP Metro Rail Corporation Ltd (MSPA_RSS) Chinhat | 220kV | HV-3 | LESA TRANS | 363.057 | 1014.451 |
| MVVNL | 36 | UP Metro Rail Corporation Ltd (TPNR_RSS) Sarojini Nagar | 132kV | HV-3 | LESA CIS | 531.952 | 1568.104 |
| MVVNL | 37 | Varun Beverages Ltd | 33kV | HV-2 | Lucknow | 411.564 | 411.564 |
| | | MVVNL TOTAL | | | | 27365.047 | 252985.646 |
| NPCL | 1 | Asian Paints | 33kV | HV-2 | NPCL | 332.524 | 797.505 |
| NPCL | 2 | Denso India Pvt Ltd | 33kV | HV-2 | NPCL | 73.904 | 82.262 |
| NPCL | 3 | Dharampal Satyapal Limited, Greater Noida | 33kV | HV-2 | NPCL | 209.056 | 1743.545 |
| NPCL | 4 | DS Spiceco Pvt Ltd | 33kV | HV-2 | NPCL | 187.266 | 304.279 |
| NPCL | 5 | Fortune Polymer Industries LLP | 33kV | HV-2 | NPCL | 271.278 | 736.630 |
| NPCL | 6 | GK Winding Wires Ltd | 33kV | HV-2 | NPCL | 338.863 | 1302.001 |
| NPCL | 7 | HT Media Limited | 33kV | HV-2 | NPCL | 290.124 | 2212.707 |

(HE-TBL)




अधिसासी अभियन्ता
सम्बद्ध निदेशक (नियोजन एवं वाणिज्य)
उपप्रमाण्डाकाठिलो

Consolidated Discomwise Open Access Energy Account

| Discom | Sl. No. | Name of Drawee Entity Other than Discom | Voltage Level | Supply Type | Distribution Zone | Mar-23 | Progressive |
|-------------------|---------|---|---------------|-------------|-------------------|--|--|
| | | | | | | Open Access Drawee Monthly Energy Provided by UPSLDC (in MWh) <i>Source: UPSLDC</i> | Drawee Entity Cumulative Open Access Energy at the End of the Month (in MWh) |
| NPCL | 8 | Inox Air Products Private Limited Unit1 Greater Noida | 33kV | HV-2 | NPCL | 0.000 | 2827.099 |
| NPCL | 9 | Mrs Bectors Food Specialities Ltd | 11kV | HV-2 | NPCL | 209.153 | 811.563 |
| NPCL | 10 | ON Sons Infotech LLP | 33kV | HV-2 | NPCL | 386.245 | 811.586 |
| NPCL | 11 | PG Electroplast Ltd Unit1 | 33kV | HV-2 | NPCL | 211.793 | 792.732 |
| NPCL | 12 | PG Electroplast Ltd Unit2 | 33kV | HV-2 | NPCL | 213.836 | 487.358 |
| NPCL | 13 | PG Electroplast Ltd Unit3 | 33kV | HV-2 | NPCL | 211.770 | 800.976 |
| NPCL | 14 | Sunstar Precision Forge Limited | 33kV | HV-2 | NPCL | 0.000 | 0.000 |
| NPCL | 15 | Woco Tech Elastomere Noida Limited | 33kV | HV-2 | NPCL | 0.000 | 217.913 |
| NPCL TOTAL | | | | | | 2935.812 | 13928.156 |
| PuVVNL | 1 | Akshat Roller Flour Mills Private Limited | 11kV | HV-2 | Varanasi | 275.990 | 2879.737 |
| PuVVNL | 2 | Ankur Udyog Limited Gorakhpur | 33kV | HV-2 | Gorakhpur | 1859.339 | 20064.423 |
| PuVVNL | 3 | Ankur Udhyog Limited Steel Division | 33kV | HV-2 | Gorakhpur | 698.410 | 1402.097 |
| PuVVNL | 4 | Chunar Cement Factory (CCF), Mirzapur | 132kV | HV-2 | Mirzapur | 0.000 | 0.000 |
| PuVVNL | 5 | Dev Prayag Paper Mills Private Limited Allahabad | 11kV | HV-2 | Prayagraj | 0.000 | 1248.792 |
| PuVVNL | 6 | Eco Cement India Ltd | 11kV | HV-2 | Varanasi | 200.437 | 1452.256 |
| PuVVNL | 7 | Eco Plus Steels Pvt Ltd Varanasi | 33kV | HV-2 | Varanasi | 358.445 | 3338.172 |
| PuVVNL | 8 | Gallant Ispat Limited | 132kV | HV-2 | Gorakhpur | 2563.609 | 24523.268 |
| PuVVNL | 9 | Kundan Casting Pvt. Ltd. | 33kV | HV-2 | Prayagraj | 511.825 | 2743.122 |
| PuVVNL | 10 | Maa Mahamaya Alloys Private Limited Unit 1 | 33kV | HV-2 | Mirzapur | 1135.637 | 11712.276 |
| PuVVNL | 11 | Maa Mahamaya Alloys Private Limited Unit 2 | 33kV | HV-2 | Mirzapur | 1443.932 | 16373.845 |
| PuVVNL | 12 | Matrix Roller Mill Pvt. Ltd. Unit 1 | 11kV | HV-2 | Varanasi | 194.669 | 735.893 |
| PuVVNL | 13 | Matrix Roller Mill Pvt. Ltd. Unit 2 | 11kV | HV-2 | Varanasi | 196.526 | 1598.722 |
| PuVVNL | 14 | New Mount Trading & Investment Co Ltd | 11kV | HV-2 | Prayagraj | 40.087 | 460.244 |
| PuVVNL | 15 | R.A.S Ploytex Pvt. Ltd | 11kV | HV-2 | Varanasi | 216.987 | 2226.671 |
| PuVVNL | 16 | Rishik Spinning Private Limited | 33kV | HV-2 | Gorakhpur | 668.658 | 7091.559 |
| PuVVNL | 17 | RLJ Infracement Pvt Ltd | 11kV | HV-2 | Varanasi | 225.545 | 724.916 |

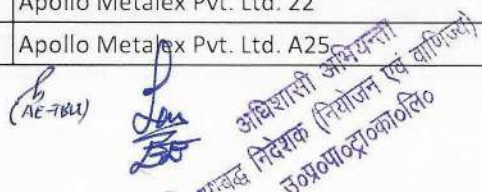
(1E-18W)


 अधिशासी अभियन्ता
 सार्वजनिक निदेशक (नियोजन एवं वित्तिय)

उपपदाकांक्षी

Consolidated Discomwise Open Access Energy Account

| Discom | Sl. No. | Name of Drawee Entity Other than Discom | Voltage Level | Supply Type | Distribution Zone | Mar-23 | Progressive |
|--------|---------|---|---------------|-------------|-------------------|--|--|
| | | | | | | Open Access Drawee Monthly Energy Provided by UPSLDC (in MWh) <i>Source: UPSLDC</i> | Drawee Entity Cumulative Open Access Energy at the End of the Month (in MWh) |
| PuVVNL | 18 | Sigma Metal & Power Pvt Ltd (Sadahari Shakti Private Limited) | 33kV | HV-2 | Prayagraj | 676.027 | 792.187 |
| PuVVNL | 19 | SD International Pvt Ltd (AL18B & 19) | 11kV | HV-2 | Gorakhpur | 136.762 | 836.903 |
| PuVVNL | 20 | SD International Pvt Ltd (BL12) | 11kV | HV-2 | Gorakhpur | 136.762 | 761.514 |
| PuVVNL | 21 | Shanti Gopal Concast Pvt. Ltd | 33kV | HV-2 | Mirzapur | 0.000 | 1558.630 |
| PuVVNL | 22 | Shree Radhey Radhey Ispat Pvt. Ltd | 33kV | HV-2 | Prayagraj | 494.738 | 2465.897 |
| PuVVNL | 23 | Shree Salasar Hanumanji Grains Pvt. Ltd. | 11kV | HV-2 | Varanasi | 173.241 | 1450.343 |
| PuVVNL | 24 | Sudershan Beopar Company Ltd. | 11kV | HV-2 | Varanasi | 172.518 | 1532.094 |
| PuVVNL | 25 | Swastik Grains Products Private Limited | 11kV | HV-2 | Varanasi | 295.184 | 2964.392 |
| PuVVNL | 26 | The Mahabir Jute Mills Limited | 33kV | HV-2 | Gorakhpur | 813.129 | 8507.759 |
| PuVVNL | 27 | Trinayani Cement Pvt Ltd | 11kV | HV-2 | Varanasi | 130.506 | 1023.539 |
| | | PuVVNL TOTAL | | | | 13618.963 | 120469.251 |
| PVVNL | 1 | Adobe Systems India Private Limited Sec132 | 33kV | HV-2 | Noida | 587.338 | 7246.259 |
| PVVNL | 2 | Adobe Systems India Private Limited Sec25 | 11kV | HV-2 | Noida | 291.432 | 4653.369 |
| PVVNL | 3 | Ahuja and Anand Buildwell Private Limited | 33kV | HV-1 | Ghaziabad-1 | 120.354 | 1630.537 |
| PVVNL | 4 | Aman Rolling Mills Private Limited | 33kV | HV-2 | Saharanpur | 28.937 | 494.881 |
| PVVNL | 5 | Amba Shakti Industries Limited | 132kV | HV-2 | Ghaziabad-2 | 10086.434 | 102341.325 |
| PVVNL | 6 | Amba Shakti Steels Limited | 33kV | HV-2 | Saharanpur | 2751.028 | 33279.566 |
| PVVNL | 7 | Amba Shakti Steels Limited (Rolling Division) | 33kV | HV-2 | Saharanpur | 0.000 | 6439.236 |
| PVVNL | 8 | Ambica Steels Limited | 33kV | HV-2 | Ghaziabad-1 | 0.000 | 0.000 |
| PVVNL | 9 | Ambica Steels Limited Sitell | 33kV | HV-2 | Ghaziabad-1 | 0.000 | 0.000 |
| PVVNL | 10 | Ambuja Cements Limited Dadri | 132kV | HV-2 | Noida | 1278.903 | 20793.556 |
| PVVNL | 11 | Amritvarsha Industries Limited | 33kV | HV-2 | Noida | 995.789 | 7869.464 |
| PVVNL | 12 | APL Apollo Tubes Ltd A19 Sikandarabad | 33kV | HV-2 | Ghaziabad-2 | 530.158 | 2531.594 |
| PVVNL | 13 | Apollo Metalex Pvt. Ltd. 22 | 33kV | HV-2 | Noida | 300.424 | 2449.003 |
| PVVNL | 14 | Apollo Metalex Pvt. Ltd. A25 | 33kV | HV-2 | Noida | 324.925 | 1809.267 |



 अधिकारी अभियन्ता
 वित्त विभाग (नियोजन एवं वाणिज्य)
 उत्तर प्रदेश विद्युत निगम लि

Consolidated Discomwise Open Access Energy Account

| Discom | Sl. No. | Name of Drawee Entity Other than Discom | Voltage Level | Supply Type | Distribution Zone | Mar-23 | Progressive |
|--------|---------|---|---------------|-------------|-------------------|--|--|
| | | | | | | Open Access Drawee Monthly Energy Provided by UPSLDC (in MWh) <i>Source: UPSLDC</i> | Drawee Entity Cumulative Open Access Energy at the End of the Month (in MWh) |
| PVVNL | 15 | Apollo Pipes Ltd Dadri Noida | 33kV | HV-2 | Noida | 629.469 | 2748.738 |
| PVVNL | 16 | Aristrocraft Papers Pvt.Ltd. | 33kV | HV-2 | Saharanpur | 402.636 | 1591.854 |
| PVVNL | 17 | Avadh Alloys Private Limited | 33kV | HV-2 | Saharanpur | 783.230 | 8190.356 |
| PVVNL | 18 | Balaji Wires Private Limited | 33kV | HV-2 | Ghaziabad-1 | 188.590 | 2372.707 |
| PVVNL | 19 | Bansal High Carbon Private Limited | 33kV | HV-2 | Ghaziabad-1 | 599.946 | 6566.975 |
| PVVNL | 20 | Bansal Wire Industries Limited B3 | 33kV | HV-2 | Ghaziabad-1 | 445.347 | 5112.200 |
| PVVNL | 21 | Bansal Wire Industries Limited B35 | 11kV | HV-2 | Ghaziabad-1 | 36.332 | 36.332 |
| PVVNL | 22 | Bansal Wire Industries Limited B5 & 6 | 33kV | HV-2 | Ghaziabad-1 | 1198.712 | 12037.785 |
| PVVNL | 23 | Barnala Steel Industries Private Limited | 33kV | HV-2 | Saharanpur | 338.105 | 2426.380 |
| PVVNL | 24 | Bharti Airtel Ltd. Moradabad | 11kV | HV-1 | Moradabad | 0.000 | 890.714 |
| PVVNL | 25 | Bharti Airtel Sec57 | 11kV | HV-1 | Noida | 503.207 | 5365.392 |
| PVVNL | 26 | Bharti Airtel Sec62 | 33kV | HV-1 | Noida | 939.646 | 10215.203 |
| PVVNL | 27 | Bharti Airtel Sec81 | 33kV | HV-1 | Noida | 1175.152 | 12476.967 |
| PVVNL | 28 | Chandpur Enterprises Limited, Bijnor | 33kV | HV-2 | Moradabad | 939.814 | 7658.598 |
| PVVNL | 29 | Chamunda Paper Pvt. Ltd. | 33kV | HV-2 | Ghaziabad-1 | 548.899 | 649.314 |
| PVVNL | 30 | Chaudhry Steels Private Limited | 33kV | HV-2 | Ghaziabad-1 | 853.076 | 8352.277 |
| PVVNL | 31 | Continental India Pvt. Ltd. | 33kV | HV-2 | Meerut | 1588.783 | 13795.439 |
| PVVNL | 32 | Creamy Foods Limited | 33kV | HV-2 | Ghaziabad-2 | 716.987 | 4003.321 |
| PVVNL | 33 | Crosslay Remedies Ltd. | 11kV | HV-1 | Ghaziabad-1 | 393.933 | 3251.095 |
| PVVNL | 34 | Dabur India Limited (Dabur Ind Ltd Sahibabad) | 11kV | HV-2 | Ghaziabad-1 | 265.920 | 3453.494 |
| PVVNL | 35 | Dabur India R&D Centre | 11kV | HV-1 | Ghaziabad-1 | 0.000 | 0.000 |
| PVVNL | 36 | Dadri Cement Works | 132kV | HV-2 | Noida | 1835.178 | 22430.605 |
| PVVNL | 37 | Daurli Ispat Pvt. Ltd., | 33kV | HV-2 | Saharanpur | 0.000 | 0.000 |
| PVVNL | 38 | DESIGNCO | 33kV | HV-2 | Moradabad | 106.234 | 191.951 |

16
(AE-TBU)

अधिसारी अभियन्ता
सम्बद्ध निदेशक (नियोजन एवं वाणिज्य)
राज्य विद्युत निगम

Consolidated Discomwise Open Access Energy Account

| Discom | Sl. No. | Name of Drawee Entity Other than Discom | Voltage Level | Supply Type | Distribution Zone | Mar-23 | Progressive |
|--------|---------|--|---------------|-------------|-------------------|--|--|
| | | | | | | Open Access Drawee Monthly Energy Provided by UPSLDC (in MWh) <i>Source: UPSLDC</i> | Drawee Entity Cumulative Open Access Energy at the End of the Month (in MWh) |
| PVVNL | 39 | Dev Shree Cotsyn Private Limited | 33kV | HV-2 | Meerut | 324.776 | 3865.517 |
| PVVNL | 40 | Devpriya Industries Pvt. Ltd. | 33kV | HV-2 | Meerut | 967.075 | 1477.335 |
| PVVNL | 41 | Dharampal Satyapal Limited, Sec58 (Dharampal Satyapal B05) | 11kV | HV-2 | Noida | 187.266 | 648.661 |
| PVVNL | 42 | Dharampal Satyapal Limited, Sec67 (C610) | 33kV | HV-2 | Noida | 159.460 | 2058.498 |
| PVVNL | 43 | DIC India Ltd | 11kV | HV-2 | Noida | 211.770 | 587.665 |
| PVVNL | 44 | Dixon Technologies India Ltd | 11kV | HV-2 | Noida | 187.266 | 484.419 |
| PVVNL | 45 | Enershell Alloys and Steel Private Limited | 33kV | HV-2 | Moradabad | 1671.037 | 17037.016 |
| PVVNL | 46 | Enershell Alloys and Steel Private Limited Unit 2 | 33kV | HV-2 | Moradabad | 1194.287 | 4193.471 |
| PVVNL | 47 | Ganesh Ecosphere Limited (Kota) | 33kV | HV-2 | Moradabad | 37.860 | 661.442 |
| PVVNL | 48 | Ganesh Ecosphere Ltd Temra Rampur | 33kV | HV-2 | Moradabad | 1888.067 | 14234.930 |
| PVVNL | 49 | Ganga Paper Mill Pvt Ltd (Shree Ganga Paper Mill P Ltd) | 33kV | HV-2 | Ghaziabad-1 | 580.172 | 3733.705 |
| PVVNL | 50 | Garrison Engineer U EM MES Meerut Cantt | 33kV | LMV-1 | Meerut | 0.000 | 174.129 |
| PVVNL | 51 | Gaursons India Private Limited | 11kV | HV-1 | Ghaziabad-1 | 224.428 | 1456.514 |
| PVVNL | 52 | Goel Associates | 33kV | HV-2 | Ghaziabad-2 | 592.890 | 5406.458 |
| PVVNL | 53 | Good Luck Engineering Company | 33kV | HV-2 | Ghaziabad-2 | 650.301 | 4017.251 |
| PVVNL | 54 | Good Luck Industries (A51) | 33kV | HV-2 | Ghaziabad-2 | 422.558 | 4165.767 |
| PVVNL | 55 | Good Luck Industries II(A59) | 33kV | HV-2 | Ghaziabad-2 | 467.435 | 3879.514 |
| PVVNL | 56 | Good Luck Steel Tubes Ltd | 33kV | HV-2 | Ghaziabad-2 | 834.611 | 8819.620 |
| PVVNL | 57 | Goyal MG Gases Private Limited | 132kV | HV-2 | Ghaziabad-1 | 1789.017 | 20500.840 |
| PVVNL | 58 | Gulshan Polyols Limited Muzaffarnagar | 33kV | HV-2 | Saharanpur | 863.909 | 6289.474 |
| PVVNL | 59 | Haldiram Snacks Private Limited Sec67 | 33kV | HV-2 | Noida | 955.281 | 9230.312 |
| PVVNL | 60 | Haldiram Snacks Private Limited Sec68 | 33kV | HV-2 | Noida | 764.443 | 7384.111 |
| PVVNL | 61 | Hitech Pipes Ltd. Plot No. 10 Sikandarabad | 33kV | HV2 | Ghaziabad-2 | 632.607 | 2444.502 |
| PVVNL | 62 | Indian Toners and Developers Ltd | 33kV | HV-2 | Moradabad | 189.954 | 2765.920 |

(AE-TBLI)

अभिशासी अधिकारी
निदेशक (वि. नि.)

Consolidated Discomwise Open Access Energy Account

| Discom | Sl. No. | Name of Drawee Entity Other than Discom | Voltage Level | Supply Type | Distribution Zone | Mar-23 | Progressive |
|--------|---------|--|---------------|-------------|-------------------|--|--|
| | | | | | | Open Access Drawee Monthly Energy Provided by UPSLDC (in MWh) <i>Source: UPSLDC</i> | Drawee Entity Cumulative Open Access Energy at the End of the Month (in MWh) |
| PVVNL | 63 | Inox Air Products Private Limited | 132kV | HV-2 | Ghaziabad-2 | 1855.468 | 22127.936 |
| PVVNL | 64 | International Tobacco Co. Ltd. | 33kV | HV-2 | Ghaziabad-1 | 393.817 | 3670.957 |
| PVVNL | 65 | ISGEC Heavy Engineering Limited | 33kV | HV-2 | Saharanpur | 846.562 | 7397.814 |
| PVVNL | 66 | ITC Limited Saharanpur | 33kV | HV-2 | Saharanpur | 225.110 | 5560.028 |
| PVVNL | 67 | Jainarain Fabtech Private Limited | 33kV | HV-2 | Meerut | 595.494 | 5322.791 |
| PVVNL | 68 | JPS Steels Private Limited | 33kV | HV-2 | Ghaziabad-1 | 666.126 | 6262.218 |
| PVVNL | 69 | Kajaria Ceramics Limited | 33kV | HV-2 | Saharanpur | 949.898 | 9996.479 |
| PVVNL | 70 | Kanodia Cement Limited D19 Sikandrabad | 33kV | HV-2 | Ghaziabad-2 | 465.876 | 5064.203 |
| PVVNL | 71 | Kanodia Cement Ltd (Unit1) | 33kV | HV-2 | Ghaziabad-2 | 267.350 | 2253.846 |
| PVVNL | 72 | Kanodia Cement Ltd (Unit2) | 33kV | HV-2 | Ghaziabad-2 | 0.000 | 100.449 |
| PVVNL | 73 | Kawatra Papers Private Limited | 33kV | HV-2 | Noida | 0.000 | 116.122 |
| PVVNL | 74 | KK Duplex & Paper Mills Pvt Ltd | 33kV | HV-2 | Saharanpur | 353.969 | 4887.612 |
| PVVNL | 75 | KL Rathi Steels Ltd Greater Noida | 33kV | HV-2 | Noida | 455.555 | 3213.061 |
| PVVNL | 76 | Kothari Fermentation and Biochem Ltd. | 33kV | HV-2 | Ghaziabad-2 | 1083.066 | 11303.357 |
| PVVNL | 77 | Krishnanchal Pulp and Papers Pvt Ltd | 33kV | HV-2 | Saharanpur | 369.596 | 2365.559 |
| PVVNL | 78 | Maa Parvati Steel Pvt. Ltd.(old name Jameera Steels Private Limited) | 33kV | HV-2 | Ghaziabad-2 | 0.000 | 113.534 |
| PVVNL | 79 | Mahalaxmi Crafts And Tissues Private Limited | 33kV | HV-2 | Saharanpur | 372.930 | 2964.162 |
| PVVNL | 80 | Mangalam Metals | 33kV | HV-2 | Saharanpur | 376.442 | 3075.342 |
| PVVNL | 81 | Masterji Metal Alloys Pvt. Ltd. | 33kV | HV-2 | Ghaziabad-1 | 178.897 | 516.985 |
| PVVNL | 82 | Moon Beverages Limited, Hapur | 33kV | HV-2 | Ghaziabad-1 | 1355.217 | 13997.201 |
| PVVNL | 83 | MSQ Steel Private Limited | 33kV | HV-2 | Saharanpur | 0.000 | 0.000 |
| PVVNL | 84 | Muzaffarnagar Medical College Run By Fateh Chand Charitable Trust | 33kV | HV-1 | Saharanpur | 275.180 | 3698.658 |
| PVVNL | 85 | Nawla Ispat Private Limited | 33kV | HV-2 | Meerut | 1244.071 | 12365.736 |
| PVVNL | 86 | Nikita Papers Limited UnitII | 33kV | HV-2 | Ghaziabad-2 | 793.392 | 8473.508 |

(UP-TRU)

[Signature]
25/5

अधिशारी अधिवक्ता
असंबद्ध निदेशक (नियोजन एवं वारिफिकेशन)
उपभोग/काउन्सिलर

Consolidated Discomwise Open Access Energy Account

| Discom | Sl. No. | Name of Drawee Entity Other than Discom | Voltage Level | Supply Type | Distribution Zone | Mar-23 | Progressive |
|--------|---------|--|---------------|-------------|-------------------|--|--|
| | | | | | | Open Access Drawee Monthly Energy Provided by UPSLDC (in MWh) <i>Source: UPSLDC</i> | Drawee Entity Cumulative Open Access Energy at the End of the Month (in MWh) |
| PVVNL | 87 | Nirmal Fibres Pvt Ltd | 33kV | HV-2 | Moradabad | 848.114 | 8372.937 |
| PVVNL | 88 | Orient Bell Ltd (UnitII) | 33kV | HV-2 | Ghaziabad-2 | 561.382 | 6127.459 |
| PVVNL | 89 | Orient bell Ltd UnitI | 33kV | HV-2 | Ghaziabad-2 | 376.214 | 3558.573 |
| PVVNL | 90 | Orient Board and Paper Mills Private Limited | 33kV | HV-2 | Saharanpur | 176.680 | 2330.993 |
| PVVNL | 91 | Pacific Development Corporation Limited | 33kV | HV-1 | Ghaziabad-1 | 371.874 | 4617.511 |
| PVVNL | 92 | Padget Electronics Pvt Ltd Sec60 | 11kV | HV-2 | Noida | 187.266 | 618.856 |
| PVVNL | 93 | Padget Electronics Pvt Ltd Sec63 | 11kV | HV-2 | Noida | 224.832 | 743.408 |
| PVVNL | 94 | Palival Real Estate | 33kV | HV-1 | Noida | 1867.694 | 5640.281 |
| PVVNL | 95 | Premier Polyfilm Limited | 33kV | HV-2 | Ghaziabad-2 | 420.918 | 3932.889 |
| PVVNL | 96 | RAC Paper limited | 33kV | HV-2 | Ghaziabad-2 | 569.870 | 674.234 |
| PVVNL | 97 | RAJRIYA INDUSTRIES LLP | 33kV | HV-2 | Saharanpur | 148.635 | 2753.489 |
| PVVNL | 98 | Rana Steels India Limited UnitII | 33kV | HV-2 | Saharanpur | 470.009 | 3540.394 |
| PVVNL | 99 | Rathi Steel & Power Ltd. | 33kV | HV-2 | Ghaziabad-1 | 1445.485 | 8445.286 |
| PVVNL | 100 | RMG Polyvinyl India Ltd | 33kV | HV-2 | Ghaziabad-2 | 1138.793 | 9709.481 |
| PVVNL | 101 | Saini Alloys Limited | 33kV | HV-2 | Ghaziabad-2 | 764.607 | 5268.535 |
| PVVNL | 102 | Sandarbh Foods Pvt. Ltd. Sec67, Noida | 33kV | HV-2 | Noida | 101.791 | 1993.655 |
| PVVNL | 103 | SANDEEP PAPER MILLS PVT LTD | 33kV | HV-2 | Noida | 216.487 | 2396.346 |
| PVVNL | 104 | Sardhana Papers Private Limited | 33kV | HV-2 | Meerut | 397.831 | 4507.018 |
| PVVNL | 105 | Sardhana Spinning Mills Private Limited | 33kV | HV-2 | Meerut | 233.545 | 2517.453 |
| PVVNL | 106 | Sarvottam Rolling Mills Private Limited U1 | 33kV | HV-2 | Saharanpur | 1351.299 | 13291.283 |
| PVVNL | 107 | Sarvottam Rolling Mills Private Limited U2 | 33kV | HV-2 | Saharanpur | 1503.056 | 18014.241 |
| PVVNL | 108 | Sh Manish Khanduja Airtel C31 Meerut | 11kV | HV-1 | Meerut | 0.000 | 345.890 |
| PVVNL | 109 | Shahi Exports Private Limited | 33kV | HV-2 | Ghaziabad-1 | 682.109 | 8351.444 |
| PVVNL | 110 | Shakti Kraft & Tissues | 33kV | HV-2 | Saharanpur | 471.958 | 2681.733 |

(AE-TBU)

[Signature]

आचार्यजी अभियन्ता
मुख्य निदेशक (विद्युत) एवं वाणिज्य
नोडल ऑफिसर

Consolidated Discomwise Open Access Energy Account

| Discom | Sl. No. | Name of Drawee Entity Other than Discom | Voltage Level | Supply Type | Distribution Zone | Mar-23 | Progressive |
|--------|---------|---|---------------|-------------|-------------------|--|--|
| | | | | | | Open Access Drawee Monthly Energy Provided by UPSLDC (in MWh) <i>Source: UPSLDC</i> | Drawee Entity Cumulative Open Access Energy at the End of the Month (in MWh) |
| PVVNL | 111 | Shamli Steels Private Limited | 33kV | HV-2 | Saharanpur | 1820.106 | 22300.578 |
| PVVNL | 112 | Shree Shailja Iron And Steels Private Limited | 33kV | HV-2 | Saharanpur | 1542.877 | 15527.223 |
| PVVNL | 113 | Shree Sidhbal Steel Limited | 33kV | HV-2 | Saharanpur | 1058.444 | 9393.076 |
| PVVNL | 114 | Shreehari Ispat Private Limited | 33kV | HV-2 | Saharanpur | 418.621 | 4540.881 |
| PVVNL | 115 | Shri Jaibalaji Steel Rolling Mills Pvt Ltd | 33kV | HV-2 | Saharanpur | 396.719 | 4407.590 |
| PVVNL | 116 | Shri Rathi Steel Ltd | 33kV | HV-2 | Ghaziabad-2 | 401.570 | 3996.354 |
| PVVNL | 117 | Shri Satguru Metalloys Private Limited | 33kV | HV-2 | Saharanpur | 198.154 | 2333.027 |
| PVVNL | 118 | Shriram Piston & Rings | 33kV | HV-2 | Ghaziabad-1 | 2764.683 | 8833.342 |
| PVVNL | 119 | Sikandarabad Cement Works | 33kV | HV-2 | Ghaziabad-2 | 1982.824 | 20586.137 |
| PVVNL | 120 | SMC Foods Limited | 33kV | HV-2 | Saharanpur | 264.943 | 2299.920 |
| PVVNL | 121 | SMIHEL (A Unit of Motherson Sumi Systems Ltd) | 33kV | HV-2 | Saharanpur | 0.000 | 5542.085 |
| PVVNL | 122 | Sonia Steel India Private Ltd. | 33kV | HV-2 | Ghaziabad-2 | 0.000 | 22.903 |
| PVVNL | 123 | SOURCEWELL AGRO FOOD PVT. LTD. | 33kV | HV-2 | Ghaziabad-1 | 137.840 | 1406.843 |
| PVVNL | 124 | Subros Ltd. B188 | 33kV | HV-2 | Noida | 654.366 | 12430.170 |
| PVVNL | 125 | Subros Ltd. B216 | 11kV | HV-2 | Noida | 159.098 | 2346.702 |
| PVVNL | 126 | Sumiti Alloys Private Limited | 33kV | HV-2 | Ghaziabad-2 | 604.539 | 6610.822 |
| PVVNL | 127 | SWARUP ROLLING MILLS LTD. | 33kV | HV-2 | Saharanpur | 467.711 | 3634.528 |
| PVVNL | 128 | Swastik Udyog | 11kV | HV-2 | Saharanpur | 0.000 | 52.338 |
| PVVNL | 129 | Tehri Iron & Steel Casting Limited | 33kV | HV-2 | Saharanpur | 2173.799 | 13474.843 |
| PVVNL | 130 | Triveni Engineering & Industries Limited Unit: Chandanpur | 33kV | HV-2 | Moradabad | 0.000 | 0.000 |
| PVVNL | 131 | Umang Dairies Ltd | 33kV | HV-2 | Moradabad | 495.874 | 4616.183 |
| PVVNL | 132 | UP Grinding Unit (A Unit Of Shree Cement) | 132kV | HV-2 | Ghaziabad-2 | 3326.745 | 38587.946 |
| PVVNL | 133 | USM Alloys & Castings Pvt Limited | 11kV | HV-2 | Ghaziabad-1 | 0.000 | 0.000 |
| PVVNL | 134 | Ved Cellulose Limited | 33kV | HV-2 | Ghaziabad-2 | 498.798 | 2869.087 |
| PVVNL | 135 | Vehlna Steel & Alloys Private Limited | 33kV | HV-2 | Saharanpur | 930.688 | 9413.065 |

(AE-TBU)

अधिसारी अभियन्ता
सम्बद्ध निदेशक (नियोजन एवं कश्चिज्ज)
उत्पादन विभाग

Consolidated Discomwise Open Access Energy Account

| Discom | Sl. No. | Name of Drawee Entity Other than Discom | Voltage Level | Supply Type | Distribution Zone | Mar-23 | Progressive |
|--------|---------|---|---------------|-------------|-------------------|--|--|
| | | | | | | Open Access Drawee Monthly Energy Provided by UPSLDC (in MWh) <i>Source: UPSLDC</i> | Drawee Entity Cumulative Open Access Energy at the End of the Month (in MWh) |
| PVVNL | 136 | Vista Furnishing Ltd (ALPS Industries Ltd.) | 33kV | HV-2 | Ghaziabad-1 | 315.678 | 2227.338 |
| PVVNL | 137 | Wheels India Ltd Rampur | 33kV | HV2 | Moradabad | 717.601 | 4083.384 |
| | | PVVNL TOTAL | | | | 96567.531 | 907690.134 |
| | | Grand Total (in MWh) | | | | 199127.125 | 1850761.800 |
| | | Grand Total (in MU) | | | | 199.1271 | 1850.7618 |

b
(AE-TBL)

SLA
अधिसारी अभियन्ता
समस्त निदेशक (नियोजन एवं वाणिज्य)
उ०प्र०पा०द०का०वे०

Discom's Zonewise Statement of Energy
(As per data sent by Distribution & Transmission Zones)

All energy figures are Progressive & in M.U.

| Sl. No. | Name of Zone | Ending March-2023 | | | |
|---------|----------------------|-----------------------------------|------------------------------------|----------------------|---|
| | | Energy Receipt (As per CS-3/4) | Open Access Energy (As per TBU) | Total Energy Receipt | Energy Sent to Dist. Zone (As per T&C, UPPTCL) |
| 1 | Azamgarh | 4790.004 | 0.000 | 4790.004 | 4766.379 |
| 2 | Basti | 1834.206 | 0.000 | 1834.206 | 1834.262 |
| 3 | Gorakhpur | 5110.440 | 63.188 | 5173.628 | 5182.359 |
| 4 | Mirzapur | 3196.911 | 29.645 | 3226.556 | 3118.743 |
| 5 | Prayagraj | 7931.109 | 7.710 | 7938.819 | 7966.916 |
| 6 | Varanasi | 8269.826 | 19.927 | 8289.753 | 8354.259 |
| | PuVVNL | 31132.496 | 120.469 | 31252.965 | 31222.918 |
| 7 | Ayodhya | 5064.154 | 68.941 | 5133.095 | 5115.984 |
| 8 | Bareilly | 6130.186 | 17.823 | 6148.009 | 6160.620 |
| 9 | Devipatan | 2571.536 | 8.917 | 2580.453 | 2583.621 |
| 10 | LESA CIS Gomti | 4198.864 | 7.061 | 4205.925 | 3730.495 |
| 11 | LESA Trans Gomti | 2936.266 | 28.754 | 2965.020 | 3360.824 |
| 12 | Lucknow | 6446.207 | 119.145 | 6565.352 | 6670.828 |
| | MVVNL | 27347.213 | 250.642 | 27597.855 | 27622.372 |
| 13 | Agra 1 | 4209.315 | 3.833 | 4213.148 | 8242.665 |
| 14 | Agra 2 | 3877.050 | 71.513 | 3948.563 | |
| 15 | Aligarh | 6138.722 | 79.593 | 6218.315 | 6214.013 |
| 16 | Banda | 2515.427 | 197.396 | 2712.823 | 2719.239 |
| 17 | Jhansi | 3348.190 | 46.098 | 3394.288 | 3391.251 |
| 18 | Kanpur | 5992.663 | 147.347 | 6140.010 | 6240.586 |
| 19 | Torrent Power Ltd. | 2225.819 | 7.988 | 2233.807 | 2232.514 |
| | DVVNL | 28307.186 | 553.766 | 28860.952 | 29040.268 |
| 20 | Bulandshahar | 4707.724 | 288.991 | 4996.715 | 5155.191 |
| 21 | Ghaziabad | 6647.933 | 127.333 | 6775.266 | 6810.668 |
| 22 | Meerut | 5313.667 | 44.371 | 5358.038 | 5343.898 |
| 23 | Moradabad | 8657.820 | 65.877 | 8723.697 | 8846.808 |
| 24 | Noida | 6047.659 | 147.533 | 6195.192 | 6120.671 |
| 25 | Saharanpur | 7668.441 | 234.189 | 7902.630 | 7922.449 |
| | PVVNL | 39043.244 | 908.294 | 39951.538 | 40199.685 |
| 26 | KESCO | 4228.568 | 1.859 | 4230.427 | 4247.154 |
| | TOTAL (UPPCL) | 130058.707 | 1835.030 | 131893.737 | 132332.397 |

V. Kulkarna
AE (EA)

[Handwritten Signature]

b
(AE-TBU)

[Handwritten Signature]
अधिसारी अभियन्ता
सम्बद्ध निदेशक (नियोजन एवं वाणिज्य)
सं. प्र. पा. अ. ट्रा. का. अ. लि.

Transmission Zonewise Energy Details

(as per data sent by T&C Circles of Transmission Zones)

Month Ending March-2023

All Energy Figures are Progressive & in M.U.

| Distribution Zones | Trans. South East (Prayagraj) | Trans. North East (Gorakhpur) | Trans. Central (Lucknow) | Trans. South West (Agra) | Trans. South Central (Jhansi) # | Trans. West (Meerut) | Total |
|-----------------------|-------------------------------|-------------------------------|--------------------------|--------------------------|---------------------------------|----------------------|-------------------|
| Azamgarh | 21.577 | 4744.802 | | | | | 4766.379 |
| Basti | | 1834.262 | | | | | 1834.262 |
| Gorakhpur | | 5182.359 | | | | | 5182.359 |
| Mirzapur** | 3118.743 | | | | | | 3118.743 |
| Prayagraj | 7966.916 | 0.000 | | | | | 7966.916 |
| Varanasi | 6094.202 | 2260.057 | | | | | 8354.259 |
| TOTAL (PuVVNL) | 17201.438 | 14021.480 | 0.000 | 0.000 | 0.000 | 0.000 | 31222.918 |
| Ayodhya | | 1.046 | 5114.938 | | | | 5115.984 |
| Bareilly | | | 6035.870 | | | 124.750 | 6160.620 |
| Gonda (Devipatan) | | | 2583.621 | | | | 2583.621 |
| LESA-CIS Gomti | | | 3730.495 | | | | 3730.495 |
| LESA-Trans Gomti | | | 3360.824 | | | | 3360.824 |
| Lucknow | 10.489 | | 6660.339 | | | | 6670.828 |
| TOTAL (MVVNL) | 10.489 | 1.046 | 27486.087 | 0.000 | 0.000 | 124.750 | 27622.372 |
| Agra | | | | 8171.797 | 70.868 | | 8242.665 |
| Aligarh | | | | 6198.654 | 15.359 | | 6214.013 |
| Banda | | | | | 2719.239 | | 2719.239 |
| Jhansi | 22.916 | | | | 3368.335 | | 3391.251 |
| Kanpur* | 28.230 | | | 3750.572 | 2461.784 | | 6240.586 |
| Torrent (Agra) | | | | 2232.514 | | | 2232.514 |
| TOTAL (DVVNL) | 51.146 | 0.000 | 0.000 | 20353.537 | 8635.585 | 0.000 | 29040.268 |
| Bulansahar | | | | | | 5155.191 | 5155.191 |
| Ghaziabad-I | | | | 48.902 | | 6761.766 | 6810.668 |
| Meerut | | | | | | 5343.898 | 5343.898 |
| Moradabad | | | | | | 8846.808 | 8846.808 |
| Noida | | | | | | 6120.671 | 6120.671 |
| Saharanpur | | | | | | 7922.449 | 7922.449 |
| TOTAL (PVVNL) | 0.000 | 0.000 | 0.000 | 48.902 | 0.000 | 40150.783 | 40199.685 |
| KESCO | | | | 3205.182 | 1041.972 | | 4247.154 |
| GRAND TOTAL | 17263.073 | 14022.526 | 27486.087 | 23607.621 | 9677.557 | 40275.533 | 132332.397 |

Note: * Gail India Ltd energy 291.582 MU included in Kanpur Zone energy.

** Rihand S/Y (147.753 MU) & Obra sec-10 (15.215 MU) energy included in mirzapur zone energy.

From the month of October-2022, the energy account of distribution areas Agra, Aligarh, Kanpur and KESCO will not be sent by T&C Jhansi

V. Kodkera
AE (CEA)

[Signature]

16
(AE-TBU)

[Signature]
E&T (T&C)

अभिशासी अभियन्ता
सम्बद्ध निदेशक (नियोजन एवं वाणिज्य)
उपप्रोवाहका/कालि