

| Name of Transmission Licensee:UP Power Transmission Corporation |  |               |               |               |
|---|--|---------------|---------------|---------------|
| Profit & Loss Account   |  |               |               |               |
|   |  |               |               | Form No: S1   |
| S.No  | Particulars  | FY2007-08     | FY2008-09     | FY2009-10     |
|   |  | Audited       | Audited       | Audited       |
| <b>A</b>  | <b>Revenue/Income</b>  |               |               |               |
| 1   | Revenue from Transmission/Wheeling charges                                   | 679.21        | 756.52        | 728.52        |
| 2   | Income through SLDC Function (in case of STU when STU is operating the SLDC) | 1.02          | 1.65          | 33.73         |
| 3   | Non-tariff income  | 11.34         | 22.78         | 30.14         |
| 4   | Revenues through subsidies & grants (If any)                                 |               |               |               |
| 5   | Any other Income   |               |               |               |
|   | <b>Total Revenue or Income</b>   | <b>691.56</b> | <b>780.95</b> | <b>792.40</b> |
| <b>B</b>  | <b>Expenditure*</b>  |               |               |               |
| 1   | Repair and Maintenance Cost  | 66.53         | 64.12         | 86.89         |
| 2   | Employee costs   | 247.16        | 328.01        | 324.39        |
| 3   | Administration and General expenses  | 12.62         | 10.04         | 11.57         |
| 4   | Net prior period credit charges  | 6.54          | 15.38         | (13.52)       |
| 5   | Other Debits, Write-offs   | 13.79         | 8.45          | 9.82          |
| 6   | Extraordinary items (specify items)  | -             | -             | -             |
| 7   | Less: Expenses Capitalized   | (56.01)       | (74.59)       | (58.30)       |
| 8   | Reasonable Return  | -             | -             | 49.73         |
| <b>C</b>  | <b>PBDIT (A-B)</b>   | <b>400.93</b> | <b>429.54</b> | <b>381.81</b> |
| <b>D</b>  | <b>Depreciation and Related debits</b>                                       | <b>253.79</b> | <b>278.26</b> | <b>301.94</b> |
| <b>E</b>  | <b>PBIT (C-D)</b>  | <b>147.15</b> | <b>151.28</b> | <b>79.87</b>  |
| 1   | Interest & Finance Charges   | 203.14        | 212.47        | 231.79        |
| 2   | Less: Interest Capitalized   | (41.25)       | (51.07)       | (53.67)       |
| <b>F</b>  | <b>Total Interest and Finance Charges</b>                                    | <b>161.89</b> | <b>161.40</b> | <b>178.13</b> |
| <b>G</b>  | <b>TOTAL EXPENDITURE (B+D+F)</b>   | <b>706.30</b> | <b>791.08</b> | <b>890.66</b> |
| <b>H</b>  | <b>Profit/Loss before Tax (A-G)</b>  | <b>(15)</b>   | <b>(10)</b>   | <b>(98)</b>   |
| <b>I</b>  | <b>Income Tax</b>  |               |               |               |
| <b>J</b>  | <b>Profit/Loss after Tax (A-G-I)</b>   |               |               |               |



Chief Engineer (R.A.O.)  
UPPCL, Shakti Bhawan Extn  
14, Ashok Marg, Lucknow

Name of Transmission Licensee: UP Power Transmission Corporation

Balance Sheet

Form No: S2

| S.No                            | Particulars   | FY2007-08       | FY2008-09       | FY2009-10       |
|---------------------------------|---|-----------------|-----------------|-----------------|
|                                 |   | Audited         | Audited         | Audited         |
| <b>I. SOURCES OF FUNDS</b>      |   |                 |                 |                 |
|                                 | <b>A) Shareholders' Funds</b>                                     | <b>2,394.06</b> | <b>2,822.61</b> | <b>3,714.18</b> |
|                                 | a) Share Capital  | 2,213.34        | 2,641.89        | 3,533.46        |
|                                 | b) Reserves and Surplus   | 180.72          | 180.72          | 180.72          |
|                                 | <b>B) Special Appropriation allowed towards Project Cost</b>      |                 |                 |                 |
|                                 | <b>C) Loan Funds</b>  | <b>2,466.18</b> | <b>2,382.61</b> | <b>2,821.74</b> |
|                                 | a) Secured Loans  | 506.60          | 458.20          | 1,025.26        |
|                                 | b) Unsecured Loans  | 1,959.57        | 1,924.41        | 1,796.48        |
|                                 | <b>D) Other sources of Funds</b>                                  | <b>102.58</b>   | <b>141.41</b>   | <b>208.92</b>   |
|                                 | a) Capital contributions from Transmission Customers (if any)     | 102.58          | 141.41          | 208.92          |
|                                 | b) Security Deposits from Customers (if any)                      |                 |                 |                 |
|                                 | c) Grants & Subsidies towards Capital Expenditure (if any)        |                 |                 |                 |
|                                 | <b>TOTAL SOURCES OF FUNDS (A+B+C+D)</b>                           | <b>4,962.81</b> | <b>5,346.62</b> | <b>6,744.84</b> |
| <b>II. APPLICATION OF FUNDS</b> |   |                 |                 |                 |
|                                 | <b>A) Fixed Assets</b>  | <b>4,392.16</b> | <b>4,925.80</b> | <b>5,466.44</b> |
|                                 | a) Gross Block  | 5,786.28        | 6,422.93        | 7,085.80        |
|                                 | b) less: Accumulated Depreciation                                 | 2,192.48        | 2,476.59        | 2,757.64        |
|                                 | c) Net Block  | <b>3,593.80</b> | <b>3,946.34</b> | <b>4,328.16</b> |
|                                 | d) Capital Work in Progress                                       | 798.36          | 979.46          | 1,138.28        |
|                                 | e) less: Amount written off till date                             |                 |                 |                 |
|                                 | <b>B) Investments (provide details seperately)</b>                |                 |                 |                 |
|                                 | <b>C) Current Assets, Loans and Advances</b>                      |                 |                 |                 |
|                                 | Stores & Spares   | 290.17          | 348.76          | 389.02          |
|                                 | Sundry Debtors  | 218.38          | 337.39          | 613.33          |
|                                 | Cash and Bank Balances  | 51.12           | 24.73           | 625.51          |
|                                 | Other Current Assets  | 7.64            | 9.44            | 16.66           |
|                                 | Loans & Advances  | 26.03           | 40.55           | 33.70           |
|                                 | Inter Unit Transfers  | 48.19           | 14.33           | -               |
|                                 | <b>D) less: Current Liabilities and Provisions</b>                |                 |                 |                 |
|                                 | i) Current Liabilities  | 1,061.97        | 1,355.58        | 1,433.65        |
|                                 | ii) Other Provisions  |                 |                 |                 |
|                                 | <b>E) Net Current Assets (C-D)</b>                                | <b>(420.43)</b> | <b>(580.39)</b> | <b>244.58</b>   |
|                                 | <b>F) Miscellaneous Expenditure to the extent not written off</b> | <b>991.09</b>   | <b>1,001.21</b> | <b>1,033.82</b> |
|                                 | <b>TOTAL APPLICATION OF FUNDS</b>                                 | <b>4,962.81</b> | <b>5,346.62</b> | <b>6,744.84</b> |



Chief Engineer (R.A.U.)  
UPPCL, Shakti Bhawan Extn  
14, Ashok Marg, Lucknow

| Name of Transmission Licensee: UP Power Transmission Corporation |  |               |               |               |
|--|--|---------------|---------------|---------------|
| Annual Revenue Requirement                                       |  |               |               | Form No: S4   |
| S.No   | Particulars  | FY2007-08     | FY2008-09     | FY2009-10     |
|  |  | Audited       | Audited       | Audited       |
| I.   | Energy Purchased by UPPCL (MU)   | 55011         | 56352         | 60679         |
| II.  | Energy Transmitted/Wheeled (MU)  | 51572         | 52719         | 56746         |
| III.   | Loss %   | 6.25%         | 6.45%         | 6.48%         |
| IV.  | Transmission Cost per unit (Rs/U)  | 0.135         | 0.146         | 0.152         |
| V  | Total Transmission System Capacity (in MW)   |               |               |               |
| VI.  | Transmission Cost per MW   |               |               |               |
| VII.   | Max Demand handled by the transmission system (in MW)  |               |               |               |
| <b>1</b>   | <b>Receipts</b>  |               |               |               |
| a  | Transmission/Wheeling Charges  | 679.21        | 756.52        | 728.52        |
| b  | Revenue from SLDC Fee and Charges ( When STU is operating the SLDC)  | 1.02          | 1.65          | 33.73         |
| c  | Subsidy from Govt. (If any)  |               |               |               |
|  | <b>Total</b>   | <b>680.22</b> | <b>758.17</b> | <b>762.26</b> |
| <b>2</b>   | <b>Expenditure</b>   |               |               |               |
| a  | R&M Expense  | 66.53         | 64.12         | 86.89         |
| b  | Employee Expenses  | 247.16        | 328.01        | 324.39        |
| c  | A&G Expense  | 12.62         | 10.04         | 11.57         |
| d  | Depreciation   | 253.79        | 278.26        | 301.94        |
| e  | SLDC Expenses (When STU is operating the SLDC)   |               |               |               |
| f  | Interest & Finance Charges   | 203.14        | 212.47        | 231.79        |
| g  | Contribution towards Contingency Fund  |               |               |               |
| h  | Any other expenses   |               |               |               |
|  | <b>Less:</b>   |               |               |               |
| a  | Interest & other expenses capitalised  | 97.26         | 125.66        | 111.97        |
| b  | Other Debits (incl. Prov for Bad debts)  | 13.79         | 8.45          | 9.82          |
| c  | Extraordinary Items  |               |               |               |
| d  | Other (Misc.)-net prior period credit (Fee & Taxes)etc.  | 6.54          | 15.38         | (13.52)       |
|  | <b>Total Expenditure</b>   | <b>706.30</b> | <b>791.08</b> | <b>840.92</b> |
| <b>3</b>   | <b>Reasonable Return</b>   | -             | -             | 49.73         |
| <b>4</b>   | <b>Non Tariff Income</b>   | 11.34         | 22.78         | 30.14         |
| <b>5</b>   | Such percentage of revenue recovered from Short-term open access customers, as specified in the UPERC Uttar Pradesh Electricity Regulatory Commission (Terms and Conditions for Open Access) Regulations, 2004 |               |               |               |
| <b>6</b>   | <b>Net Annual Revenue Requirement (2)+(3) -(4+5)</b>   | <b>694.96</b> | <b>768.30</b> | <b>860.52</b> |

Chief Engineer (R.A.S.)  
UPPCL, Shakti Bhawan Extn  
14, Ashok Marg, Lucknow

FY2008-09\_ TRUE-UP FORMAT

| Name of Transmission Licensee: UP Power Transmission Corporation |                             |                        |                        |                        |
|--|-----------------------------|------------------------|------------------------|------------------------|
| Information regarding amount of Equity & Loan                    |                             |                        |                        | Form No: S5            |
| Sr. No.  | Period                      | As on March 31<br>FY08 | As on March 31<br>FY09 | As on March 31<br>FY10 |
| 1  | Amt. of Equity (Rs. crores) | 2,213.34               | 2,641.89               | 3,533.46               |
| 2  | Amt. of Loan (Rs. crores)   | 2,466.18               | 2,382.61               | 2,821.74               |
| 3  | Debt Equity Ratio           | 53%                    | 47%                    | 44%                    |

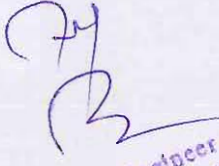


Chief Engineer (R.A.E.)  
UPPCL, Shakti Bhawan Extn  
14-Ashok Marg, Lucknow

| Name of Transmission Licensee: UP Power Transmission Corporation |  |               |               |               |
|--|--|---------------|---------------|---------------|
| Working Capital Requirement                                      |  |               |               | Form No: S6   |
| Sr. No.  | Particulars  | FY2007-08     | FY2008-09     | FY2009-10     |
| 1  | One month's O & M Expenses   | 27.19         | 33.51         | 35.24         |
| 2  | One-twelfth of the sum of the book value of stores, materials and supplies at the end of each month of such financial year | 24.18         | 29.06         | 32.42         |
| 3  | Receivables equivalent to 60 days average billing of Beneficiaries   | 115.83        | 128.05        | 143.42        |
|  | <b>Gross Total</b>   | <b>167.20</b> | <b>190.63</b> | <b>211.08</b> |
| Less:  |  |               |               |               |
| 1  | Security Deposits by the beneficiaries (if any )   |               |               |               |
|  | <b>Net Working Capital</b>   | <b>167.20</b> | <b>190.63</b> | <b>211.08</b> |
|  | Rate of Interest for Working Capital   | 12.50%        | 12.50%        | 12.50%        |
|  | <b>Interest on Working Capital</b>   | <b>20.90</b>  | <b>23.83</b>  | <b>26.38</b>  |

Chief Engineer (R.A.W.)  
UPPCL, Shakti Bhawan Erta  
14-Ashok Marg, Lucknow.

| Name of Transmission Licensee:UP Power Transmission Corporation |           |           |             |
|---|-----------|-----------|-------------|
| Reasonable Return   |           |           | Form No: S7 |
| Particulars   | FY2007-08 | FY2008-09 | FY2009-10   |
| <b>Return on Equity</b>   |           |           |             |
| Regulatory equity at the beginning                              | 1842.97   | 2,196     | 2,387       |
| Capitalised assets during the year                              | 1177.38   | 636.65    | 662.87      |
| Equity portion of expenditure on capitalised assets             | 353.21    | 191.00    | 198.86      |
| Regulatory equity at the end                                    | 2196.18   | 2387.18   | 2586.04     |
| <b>Return computation</b>                                       |           |           |             |
| Return Regulatory equity at the beginning                       | -         | -         | 47.74       |
| Return on Equity portion of expenditure on capitalised assets   | -         | -         | 1.99        |
| <b>Total return on regulatory equity</b>                        | -         | -         | 49.73       |

  
 Chief Engineer (R.A.U.)  
 UPPCL, Shakti Bhawan Extn  
 14, Ashok Marg, Lucknow.


Name of Transmission Licensee: U.P.Power Transmission Corporation Ltd

Truing Up for FY2008-09

Form No: S9

All figures in Rs Crores

|             | Particulars  | Approved        | Actual        | Difference    |
|-------------|--|-----------------|---------------|---------------|
|             | Energy Wheeled (MU)  | 55411           | 52719         | 2691.85       |
|             | Total Transmission System Capacity (in MW)                       |                 |               |               |
| <b>1</b>    | <b>Receipts</b>  |                 |               |               |
| a           | Transmission/Wheeling Charges                                    | 1195.12         | 756.52        | 438.60        |
| b           | Subsidy from Govt (if any)                                       |                 |               |               |
|             | <b>Total</b>   | <b>1195.12</b>  | <b>756.52</b> | <b>438.60</b> |
| <b>2</b>    | <b>Expenditure</b>   |                 |               |               |
| a           | R&M Expenses   | 66.83           | 64.12         | 2.71          |
| b           | Employee Expenses  | 316.99          | 328.01        | (11.02)       |
| c           | A&G Expenses   | 32.32           | 9.72          | 22.60         |
| d           | Depreciation   | 325.65          | 278.26        | 47.39         |
| e           | SLDC Expenses  |                 |               |               |
| f           | Interest & Finance Charges                                       | 305.51          | 212.47        | 93.04         |
| g           | Less: Interest & other expenses capitalised                      | (159.81)        | (125.66)      | (34.15)       |
| h           | Other Debits (incl. Prov for Bad debts)                          |                 | 8.45          | (8.45)        |
| I           | Extraordinary Items  |                 |               |               |
| j           | Other (Misc.)-net prior period credit                            | -               | 15.71         | (15.71)       |
|             | <b>Total</b>   | <b>887.49</b>   | <b>791.08</b> | <b>96.41</b>  |
| <b>3</b>    | <b>Reasonable Return</b>   | 321.96          | -             | 321.96        |
| <b>4(a)</b> | <b>Non Tariff Income</b>   | 14.33           | 22.78         | (8.45)        |
| (b)         | SLDC Charges   |                 | 0.17          | (0.17)        |
| c)          | Open Access Charges  |                 | 1.49          | (1.49)        |
| <b>5</b>    | <b>Annual Revenue Requirement (2)+(3)-(4)a-4b-4c</b>             | <b>1,195.12</b> | <b>766.65</b> | <b>428.47</b> |
| <b>6</b>    | <b>Surplus(+)/ Shortfall(-) : (1)-(5) before tariff revision</b> | -               | (10.13)       |               |
| <b>7</b>    | <b>Tariff Revision Impact</b>                                    |                 |               |               |
| <b>8</b>    | <b>Surplus(+)/ Shortfall(-) : (6)-(7)after tariff revision</b>   |                 |               |               |

  
 Chief Engineer (R.A.S.)  
 UPPCL, Shakti Bhawan Extn  
 14, Ashok Marg, Lucknow.


| Name of Transmission Licensee:UP Power Transmission Corporation |                                     |               |               |               |
|---|-------------------------------------|---------------|---------------|---------------|
| Operations & Maintenance Cost                                   |                                     |               |               | Form No:F3    |
| Sl.No.  | Particulars                         | FY2007-08     | FY2008-09     | FY2009-10     |
|   | Figure in Rs Crore                  | Audited       | Audited       | Audited       |
| 1   | Repair & Maintenance Expenses       | 66.53         | 64.12         | 86.89         |
| 2   | Employee Expenses                   | 247.16        | 328.01        | 324.39        |
| 2   | Administrative and General Expenses | 12.62         | 10.04         | 11.57         |
|   | Less :                              |               |               |               |
| 4   | Expenses Capitalized                | 56.01         | 74.59         | 58.30         |
|   |                                     |               |               |               |
|   | <b>Net O&amp;M Expenses</b>         | <b>270.29</b> | <b>327.58</b> | <b>364.55</b> |

*(Handwritten Signature)*

Chief Engineer (R.A.U.)  
UPPCL, Shakti Bhawan Extn  
14-Ashok Marg, Lucknow



| Name of Transmission Licensee:UP Power Transmission Corporation |   |            |            |            |
|---|---|------------|------------|------------|
| Repairs & Maintenance Cost                                      |   |            |            | Form No:F4 |
| Sl.No.  | Particulars                                 | FY 2007-08 | FY 2008-09 | FY 2009-10 |
|   |   | Audited    | Audited    | Audited    |
| 1   | Plant and Machinery                         | 56.62      | 54.78      | 69.70      |
|   | 400 KV Sub Station                          |            |            |            |
|   | 220 KV Sub Station                          |            |            |            |
|   | 132 KV Sub Station                          |            |            |            |
|   | 66 KV Sub Station                           |            |            |            |
| 2   | Building                                    | 3.97       | 4.61       | 4.47       |
| 3   | Civil Works                                 | 0.06       | 0.01       | 0.00       |
| 4   | Hydraulic Works                             |            |            |            |
| 5   | Transformers                                |            |            |            |
| 6   | Lines, Cables Networks etc.                 | 5.86       | 4.69       | 9.58       |
|   | 400 KV Sub Station                          |            |            |            |
|   | 220 KV Sub Station                          |            |            |            |
|   | 132 KV Sub Station                          |            |            |            |
|   | 66 KV Sub Station                           |            |            |            |
| 7   | Vehicles                                    |            |            |            |
| 8   | Furniture and Fixtures                      | 0.00       | 0.01       | 0.00       |
| 9   | Office Equipments                           | 0.01       | 0.02       | 0.02       |
| 10  | Transportation                              |            |            |            |
| 11  | Sub station maintenance by private agencies |            |            |            |
| 12  | Any other items                             |            | 0.00       | 3.12       |
|   | Total                                       | 66.53      | 64.12      | 86.89      |

  
 Chief Engineer (R.A.U.)  
 UPPTCL, Shakti Bhawan-Extn  
 14-Ashok Marg, Lucknow.

| Name of Transmission Licensee:UP Power Transmission Corporation                  |  |               |               |               |
|--|--|---------------|---------------|---------------|
| Employee Cost and Provisions   |  |               | Form No:F5a   |               |
| ( Separate Form to be submitted for each wing e.g, FAO, Civil, Head Office etc.) |  |               |               |               |
| S.No   | Particulars  | FY 2007-08    | FY 2008-09    | FY 2009-10    |
|  |  | Audited       | Audited       | Audited       |
| 1  | Salaries   | 152.14        | 167.81        | 189.58        |
| 2  | Dearness Allowance                                     | 43.00         | 56.62         | 47.69         |
| 3  | Other Allowances & Relief                              | 6.66          | 6.97          | 13.53         |
| 4  | Bonus/Exgratia   | 2.47          | 2.93          | 0.02          |
| 5  | Medical reimbursement                                  | 2.22          | 2.83          | 3.05          |
| 6  | Leave travel allownce                                  | 0.00          | 0.00          | 0.00          |
| 7  | Earned Leave Encashment                                | 4.89          | 50.90         | 15.74         |
| 8  | Compensation to Employees                              | 0.04          | 0.11          | 0.14          |
| 9  | Employeee welfare expencess                            | 0.34          | 0.41          | 0.27          |
| 10   | Pension and gratuity                                   | 33.92         | 37.21         | 38.71         |
| 11   | Other terminal benefits                                | 1.32          | 2.05          | 2.95          |
| 12   | Expenses on trust                                      | 0.14          | 0.17          | 0.26          |
| 13   | Any other employee expenses                            |               |               |               |
| 14   | Arrear of Pay Commission/Time Scale                    |               |               |               |
| 15   | Additional employee Expenses(@2.5% of incremental GFA) |               | 0.00          | 12.44         |
|  | <b>Total</b>   | <b>247.16</b> | <b>328.01</b> | <b>324.39</b> |
|  | Employee expenses capitalised                          | 53.63         | 71.90         | 55.35         |
|  | <b>Net Employee expenses</b>                           | <b>193.53</b> | <b>256.10</b> | <b>269.04</b> |

Chief Engineer (R.A.B.)  
UPPCL, Shakti Bhawan Extn  
14, Ashok Marg, Lucknow

| Name of Transmission Licensee: UP Power Transmission Corporation |   |              |              |              |
|--|---|--------------|--------------|--------------|
| Administrative and General Expenses                              |   |              |              | Form No: F6  |
| S.No.  | Particulars   | FY 2007-08   | FY 2008-09   | FY 2009-10   |
|  |   | Audited      | Audited      | Audited      |
| <b>A)</b>  | <b>Administration Expenses</b>  |              |              |              |
| 1  | Rent rates and taxes (Other than all taxes on income and profit)        | 0.25         | 0.23         | 0.24         |
| 2  | Insurance of employees, assets, legal liability                         | 0.08         | 0.04         | 0.07         |
| 3  | Revenue Stamp Expenses Account  |              |              |              |
| 4  | Telephone, Postage, Telegram, Internet Charges                          | 1.26         | 1.56         | 1.79         |
| 5  | Incentive & Award To Employees/Outsiders                                |              |              |              |
| 6  | Consultancy Charges   | 0.00         | 0.20         | 0.07         |
| 7  | Travelling  |              |              |              |
| 8  | Technical Fees  | 0.75         | 0.38         | 0.39         |
| 9  | Other Professional Charges  |              |              |              |
| 10   | Conveyance And Travel (vehicle hiring, running)                         | 3.23         | 3.13         | 2.98         |
| 11   | UPERC License fee   |              |              |              |
| 12   | Security / Service Charges Paid To Outside Agencies                     |              |              |              |
| 13   | Regulatory Expenses   |              |              |              |
|  | <b>Sub-Total of Administrative Expenses</b>                             | <b>5.57</b>  | <b>5.53</b>  | <b>5.54</b>  |
| <b>B)</b>  | <b>Other Charges</b>  |              |              |              |
| 1  | Fee And Subscriptions Books And Periodicals                             |              |              |              |
| 2  | Printing And Stationery   | 0.50         | 0.54         | 0.56         |
| 3  | Advertisement Expenses (Other Than Purchase Related) Exhibition & Demo. | 0.23         | 0.59         | 1.25         |
| 4  | Contributions/Donations To Outside Institute / Association              |              |              |              |
| 5  | Electricity Charges To Offices  | 0.47         | 0.55         | 0.44         |
| 6  | Water Charges   | 0.00         | 0.00         | 0.00         |
| 7  | Any Study - As per requirements   |              |              |              |
| 8  | Any Other expenses  | 5.19         | 1.98         | 2.63         |
|  | <b>Sub-Total of other charges</b>                                       | <b>6.39</b>  | <b>3.66</b>  | <b>4.89</b>  |
| <b>C)</b>  | <b>Legal Charges</b>  | 0.28         | 0.39         | 0.66         |
| <b>D)</b>  | <b>Auditor'S Fee</b>  | 0.06         | 0.13         | 0.13         |
| <b>E)</b>  | <b>Freight - Material Related Expenses/FBT</b>                          | 0.32         | 0.32         |              |
| <b>F)</b>  | <b>Departmental Charges</b>   |              |              |              |
|  | Additional A&G expenses(@2.5% of incremental GFA)                       |              | 0.00         | 0.36         |
| <b>G)</b>  | <b>Total Charges</b>  | <b>12.62</b> | <b>10.04</b> | <b>11.57</b> |
| <b>H)</b>  | <b>Total Charges Chargeable To Capital Works</b>                        | <b>2.38</b>  | <b>2.69</b>  | <b>2.95</b>  |
| <b>I)</b>  | <b>Total Charges Chargeable to Revenue Expenses</b>                     | <b>10.24</b> | <b>7.35</b>  | <b>8.62</b>  |

Chief Engineer (R.A.U.)  
UPPCL, Shakti Bhawan Extn  
14-Ashok Marg, Lucknow.

|       |   | Name of Transmission Licensee: UP Power Transmission Corporation |                      |                           |                |                            |                    |                      |                          |                  |                        |                    |
|-------|---|--|----------------------|---------------------------|----------------|----------------------------|--------------------|----------------------|--------------------------|------------------|------------------------|--------------------|
|       |   | Fixed Assets and Provision for Depreciation                      |                      |                           |                |                            |                    |                      |                          |                  |                        |                    |
|       |   | Form No: E7  |                      |                           |                |                            |                    |                      |                          |                  |                        |                    |
|       |   | FY2007-08  |                      |                           |                |                            |                    |                      |                          |                  |                        |                    |
| Sl No | Particulars   | Gross Fixed Assets   |                      |                           |                | Provision For Depreciation |                    |                      |                          | Net Fixed Assets |                        |                    |
|       |   | At Begning of Year   | Addition During Year | Adjust-ments & Deductions | At End of Year | Rate of Deprecis- tion     | At Begning of Year | Addition During Year | Adjust-ments & Deduction | At End of Year   | At The begning of Year | At the End of Year |
| 1     | Land & Land rights                                    |  |                      |                           |                |                            |                    |                      |                          |                  |                        |                    |
| 2     | Building and Civil Works                              |  |                      |                           |                |                            |                    |                      |                          |                  |                        |                    |
|       | Others 1  |  |                      |                           |                |                            |                    |                      |                          |                  |                        |                    |
|       | Others 2  |  |                      |                           |                |                            |                    |                      |                          |                  |                        |                    |
|       | Others 3  |  |                      |                           |                |                            |                    |                      |                          |                  |                        |                    |
|       | Sub-Total   |  |                      |                           |                |                            |                    |                      |                          |                  |                        |                    |
| 3     | Substations, Lines, Cable Networks etc.               |  |                      |                           |                |                            |                    |                      |                          |                  |                        |                    |
| i     | Transformers  |  |                      |                           |                |                            |                    |                      |                          |                  |                        |                    |
| ii    | Switchgears, Control gear & Protection                |  |                      |                           |                |                            |                    |                      |                          |                  |                        |                    |
| iii   | Batteries   |  |                      |                           |                |                            |                    |                      |                          |                  |                        |                    |
| iv    | Towers, poles, fixtures, overhead conductors, devices |  |                      |                           |                |                            |                    |                      |                          |                  |                        |                    |
| v     | Underground Cables and devices                        |  |                      |                           |                |                            |                    |                      |                          |                  |                        |                    |
| vi    | Service Lines   |  |                      |                           |                |                            |                    |                      |                          |                  |                        |                    |
| vii   | Others  |  |                      |                           |                |                            |                    |                      |                          |                  |                        |                    |
| 4     | Communication equipment                               |  |                      |                           |                |                            |                    |                      |                          |                  |                        |                    |
| 5     | Meters & Metering Equipments                          |  |                      |                           |                |                            |                    |                      |                          |                  |                        |                    |
| 6     | Vehicles  |  |                      |                           |                |                            |                    |                      |                          |                  |                        |                    |
| 7     | Furniture & fixtures                                  |  |                      |                           |                |                            |                    |                      |                          |                  |                        |                    |
| 8     | Office Equipments                                     |  |                      |                           |                |                            |                    |                      |                          |                  |                        |                    |
| 9     | Assets taken over & pending final valuation           |  |                      |                           |                |                            |                    |                      |                          |                  |                        |                    |
| 10    | Any other Items                                       |  |                      |                           |                |                            |                    |                      |                          |                  |                        |                    |
|       | Total (1 to 10)                                       | 4,608.90   | 1,253.19             | 75.81                     | 5,786.28       |                            | 1,783.41           | -21.53               | 12.46                    | 2,192.48         | 2,825.49               | 3,593.80           |

Chief Engineer (R.A.U.)  
UPPCL, Shakti Bhawan Bldg  
14-Ashok Marg, Lucknow.

| Name of Transmission Licensee: UP Power Transmission Corporation |  |                      |                      |                          |                |                      |                            |                      |                          |                |                          |                    |
|--|--|----------------------|----------------------|--------------------------|----------------|----------------------|----------------------------|----------------------|--------------------------|----------------|--------------------------|--------------------|
| Fixed Assets and Provision for Depreciation                      |  |                      |                      |                          |                |                      |                            |                      |                          |                | Form No: E7              |                    |
| Sl.No  | Particulars  | FY2008-09            |                      |                          |                |                      |                            |                      |                          |                |                          |                    |
|  |  | Gross Fixed Assets   |                      |                          |                | Rate of Depreciation | Provision For Depreciation |                      |                          |                | Net Fixed Assets         |                    |
|  |  | At Beginning of Year | Addition During Year | Adjust-ments & Deduction | At End of Year |                      | At Beginning of Year       | Addition During Year | Adjust-ments & Deduction | At End of Year | At The beginning of Year | At the End of Year |
| 1  | Land & Land rights                                       |                      |                      |                          |                |                      |                            |                      |                          |                |                          |                    |
| 2  | Building and Civil Works                                 |                      |                      |                          |                |                      |                            |                      |                          |                |                          |                    |
|  | Others 1   |                      |                      |                          |                |                      |                            |                      |                          |                |                          |                    |
|  | Others 2   |                      |                      |                          |                |                      |                            |                      |                          |                |                          |                    |
|  | Others 3   |                      |                      |                          |                |                      |                            |                      |                          |                |                          |                    |
|  | Sub-Total  |                      |                      |                          |                |                      |                            |                      |                          |                |                          |                    |
| 3  | Substations, Lines, Cable Networks etc.                  |                      |                      |                          |                |                      |                            |                      |                          |                |                          |                    |
|  | i Transformers   |                      |                      |                          |                |                      |                            |                      |                          |                |                          |                    |
|  | ii Switchgears, Control gear & Protection                |                      |                      |                          |                |                      |                            |                      |                          |                |                          |                    |
|  | iii Batteries  |                      |                      |                          |                |                      |                            |                      |                          |                |                          |                    |
|  | iv Towers, poles, fixtures, overhead conductors, devices |                      |                      |                          |                |                      |                            |                      |                          |                |                          |                    |
|  | v Underground Cables and devices                         |                      |                      |                          |                |                      |                            |                      |                          |                |                          |                    |
|  | vi Service Lines   |                      |                      |                          |                |                      |                            |                      |                          |                |                          |                    |
|  | vii Others   |                      |                      |                          |                |                      |                            |                      |                          |                |                          |                    |
| 4  | Communication equipment                                  |                      |                      |                          |                |                      |                            |                      |                          |                |                          |                    |
| 5  | Meters & Metering Equipments                             |                      |                      |                          |                |                      |                            |                      |                          |                |                          |                    |
| 6  | Vehicles   |                      |                      |                          |                |                      |                            |                      |                          |                |                          |                    |
| 7  | Furniture & fixtures                                     |                      |                      |                          |                |                      |                            |                      |                          |                |                          |                    |
| 8  | Office Equipments  |                      |                      |                          |                |                      |                            |                      |                          |                |                          |                    |
| 9  | Assets taken over & pending final valuation              |                      |                      |                          |                |                      |                            |                      |                          |                |                          |                    |
| 10   | Any other Items  |                      |                      |                          |                |                      |                            |                      |                          |                |                          |                    |
|  | Total (1 to 10)  | 5,786.28             | 683.47               | 46.82                    | 6,422.93       |                      | 2,192.48                   | 301.16               | 17.06                    | 2,476.59       | 3,593.80                 | 3,246.34           |

Handwritten signature in blue ink.

Chief Engineer (R.A.U.)  
UPPCL, Shakti Bhawan Extn.  
14-Ashok Marg, Lucknow

| Name of Transmission Licensee: UP Power Transmission Corporation |   |                    |                     |                          |                |                      |                            |                     |                          |                |                      |                    |
|--|---|--------------------|---------------------|--------------------------|----------------|----------------------|----------------------------|---------------------|--------------------------|----------------|----------------------|--------------------|
| Fixed Assets and Provision for Depreciation                      |   |                    |                     |                          |                |                      |                            |                     |                          |                | Form No: F7          |                    |
| Sl.No  | Particulars   | FY 2009-10         |                     |                          |                |                      |                            |                     |                          |                |                      |                    |
|  |   | Gross Fixed Assets |                     |                          |                | Rate of Depreciation | Provision For Depreciation |                     |                          |                | Net Fixed Assets     |                    |
|  |   | At Begning of Year | Additio During Year | Adjust-ments & Deduction | At End of Year |                      | At Begning of Year         | Additio During Year | Adjust-ments & Deduction | At End of Year | At The bgnng of Year | At the End of Year |
| 1  | Land & Land rights                                    |                    |                     |                          |                |                      |                            |                     |                          |                |                      |                    |
| 2  | Building and Civil Works                              |                    |                     |                          |                |                      |                            |                     |                          |                |                      |                    |
|  | Others 1  |                    |                     |                          |                |                      |                            |                     |                          |                |                      |                    |
|  | Others 2  |                    |                     |                          |                |                      |                            |                     |                          |                |                      |                    |
|  | Others 3  |                    |                     |                          |                |                      |                            |                     |                          |                |                      |                    |
|  | Sub-Total   |                    |                     |                          |                |                      |                            |                     |                          |                |                      |                    |
| 3  | Substations, Lines, Cable Networks etc.               |                    |                     |                          |                |                      |                            |                     |                          |                |                      |                    |
| i  | Transformers  |                    |                     |                          |                |                      |                            |                     |                          |                |                      |                    |
| ii   | Switchgears, Control gear & Protection                |                    |                     |                          |                |                      |                            |                     |                          |                |                      |                    |
| iii  | Batteries   |                    |                     |                          |                |                      |                            |                     |                          |                |                      |                    |
| iv   | Towers, poles, fixtures, overhead conductors, devices |                    |                     |                          |                |                      |                            |                     |                          |                |                      |                    |
| v  | Underground Cables and devices                        |                    |                     |                          |                |                      |                            |                     |                          |                |                      |                    |
| vi   | Service Lines   |                    |                     |                          |                |                      |                            |                     |                          |                |                      |                    |
| vii  | Others  |                    |                     |                          |                |                      |                            |                     |                          |                |                      |                    |
| 4  | Communication equipment                               |                    |                     |                          |                |                      |                            |                     |                          |                |                      |                    |
| 5  | Meters & Metering Equipments                          |                    |                     |                          |                |                      |                            |                     |                          |                |                      |                    |
| 6  | Vehicles  |                    |                     |                          |                |                      |                            |                     |                          |                |                      |                    |
| 7  | Furniture & fixtures                                  |                    |                     |                          |                |                      |                            |                     |                          |                |                      |                    |
| 8  | Office Equipments                                     |                    |                     |                          |                |                      |                            |                     |                          |                |                      |                    |
| 9  | Assets taken over & pending final valuation           |                    |                     |                          |                |                      |                            |                     |                          |                |                      |                    |
| 10   | Any other items                                       |                    |                     |                          |                |                      |                            |                     |                          |                |                      |                    |
|  | Total (1 to 10)                                       | 6,422.93           | 729.24              | 66.38                    | 7,085.80       |                      | 2,476.59                   | 317.55              | 36.50                    | 2,757.64       | 4,328.16             |                    |

*Handwritten signature*


**Chief Engineer (R.A.U.)  
UPPCL, Shakti Bhawan Extn  
14-Ashok Marg, Lucknow.**

| Name of Transmission Licensee:UP Power Transmission Corporation |      |  |                      |                      |                      |
|---|------|--|----------------------|----------------------|----------------------|
| Interest & Finance Charges                                      |      |  |                      |                      | Form No: F8          |
|   | S.No | Particulars<br>In Rs Crores  | FY2007-08<br>Audited | FY2008-09<br>Audited | FY2009-10<br>Audited |
| <b>I</b>  |      | <b>Interest and Finance Charges on Long Term Loans / Credits from the FIs/banks/organisations approved by the State Government</b> |                      |                      |                      |
|   | 1    | GoUP Loan  | 16.67                | 16.67                | 16.67                |
|   | 2    | REC Trans  | 4.55                 | 7.15                 | 25.22                |
|   | 3    | REC UPPCL  | 19.90                | 28.47                | 30.51                |
|   | 4    | REC N  | 15.39                | 16.71                | 16.39                |
|   | 5    | REC (N) (U) Govt Guarantee   | 0.00                 | 0.00                 | 0.00                 |
|   | 6    | PFC Trans  | 0.95                 | 6.01                 | 21.99                |
|   | 7    | PFC TL   | 93.45                | 99.24                | 95.27                |
|   | 8    | PFC BLC  | 4.41                 | 3.53                 | 3.14                 |
|   |      | IDBI   | 0.05                 | 0.00                 | 0.00                 |
|   |      | NCRPB  | 3.71                 | 3.08                 | 2.46                 |
|   |      | HUDCO  | 37.43                | 25.83                | 15.41                |
|   |      | PFC STL  | 0.00                 | 0.00                 | 0.00                 |
|   |      | <b>Total of I</b>  | <b>196.52</b>        | <b>206.69</b>        | <b>227.05</b>        |
| <b>II</b>   |      | <b>Interest on Working Capital Loans Or Short Term Loans</b>   |                      |                      |                      |
|   |      | Interest on Working Capital/OD/CC  |                      |                      |                      |
|   |      | <b>Total of II</b>   | <b>0.00</b>          | <b>0.00</b>          | <b>0.00</b>          |
|   |      | <b>Total of A : I + II</b>   | <b>196.52</b>        | <b>206.69</b>        | <b>227.05</b>        |
|   |      | <b>Other Interest &amp; Finance Charges</b>  |                      |                      |                      |
|   | 1    | Bank Charges   | 0.25                 | 0.16                 | 0.19                 |
|   |      | Other Bank Charges   |                      |                      |                      |
|   |      | Guarantee Fees   | 6.37                 | 5.62                 | 4.55                 |
|   |      | Discount to consumers  |                      |                      |                      |
|   |      | <b>Total of B</b>  | <b>6.62</b>          | <b>5.78</b>          | <b>4.74</b>          |
|   |      | <b>Grand Total Of Interest &amp; Finance Charges: A</b>  | <b>203.14</b>        | <b>212.47</b>        | <b>231.79</b>        |
|   |      | <b>Less: Interest &amp; Finance Charges Chargeble to Capital Account</b>   | <b>41.25</b>         | <b>51.07</b>         | <b>53.67</b>         |
|   |      | <b>Net Total Of Interest &amp; Finance Charges : For Revenue Account: C-D</b>  | <b>161.89</b>        | <b>161.40</b>        | <b>178.13</b>        |

FY2008-09\_ TRUE-UP FORMAT

72  
Chief Engineer (R.A.U.)  
UPPCL, Shakti Bhawan Extn  
14-Ashok Marg, Lucknow.

| Name of Transmission Licensee-UP Power Transmission Corporation |                            |   |                       |                   |                  |                                 |                     |        |          |     |      |                 | Form No: F8a |                  |
|---|----------------------------|---|-----------------------|-------------------|------------------|---------------------------------|---------------------|--------|----------|-----|------|-----------------|--------------|------------------|
| Domestic loans, bonds and financial leasing                     |                            |   |                       |                   |                  |                                 |                     |        |          |     |      |                 |              |                  |
| Sl. No.   | Particulars                | Opening Balance at the beginning of the year FY 2007-08 |                       |                   |                  | Amount received during the year | Principal repayment |        | Interest |     |      | Closing Balance |              |                  |
|   |                            | In Rs Crores  | Principal not overdue | Principal overdue | Interest overdue |                                 | Total               | Due    | Paid     | Due | Paid | %               | Principal    | Interest Overdue |
|   | Financial Year*            |   |                       |                   |                  |                                 |                     |        |          |     |      |                 |              |                  |
| A   | GoUP Loan                  |   |                       |                   | 492.31           | 16.67                           |                     |        | 16.67    |     |      |                 | 508.98       |                  |
|   | REC Trans                  |   |                       |                   | 24.97            | 37.54                           |                     | 0.00   | 4.55     |     |      |                 | 62.51        |                  |
|   | REC UPPCL                  |   |                       |                   | 169.56           | 101.69                          |                     | 0.00   | 19.90    |     |      |                 | 271.24       |                  |
|   | REC N                      |   |                       |                   | 329.37           | 0.00                            |                     | 0.97   | 15.39    |     |      |                 | 328.39       |                  |
|   | REC (N) (U) Govt Guarantee |   |                       |                   |                  |                                 |                     |        |          |     |      |                 |              |                  |
|   | PFC Trans                  |   |                       |                   | 0.00             | 34.25                           |                     | 0.00   | 0.95     |     |      |                 | 34.25        |                  |
|   | PFC TL                     |   |                       |                   | 895.38           | 73.01                           |                     | 71.28  | 93.45    |     |      |                 | 897.11       |                  |
|   | PFC BLC                    |   |                       |                   | 52.32            |                                 |                     | 11.08  | 4.41     |     |      |                 | 41.24        |                  |
|   | IDBI                       |   |                       |                   | 1.71             |                                 |                     | 1.71   | 0.05     |     |      |                 | (0.00)       |                  |
|   | NGRPF                      |   |                       |                   | 54.96            |                                 |                     | 9.24   | 3.71     |     |      |                 | 45.72        |                  |
|   | HUDCO                      |   |                       |                   | 419.08           |                                 |                     | 142.35 | 37.43    |     |      |                 | 276.73       |                  |
|   | PFC STL                    |   |                       |                   |                  |                                 |                     |        |          |     |      |                 |              |                  |
|   | Interest and Repayment Due |   |                       |                   |                  |                                 |                     |        |          |     |      |                 |              |                  |
|   | Total                      |   |                       |                   | 2,439.64         | 263.16                          |                     | 336.64 | 196.52   |     |      |                 | 2,466.18     |                  |


  
**Chief Engineer (R.A.B.)**  
**UPPCL, Shakti Bhawan Extn**  
**4, Ashok Marg, Lucknow**



Name of Transmission Licensee: UP Power Transmission Corporation  
Domestic loans, bonds and financial leasing

Form No: F8a

| Sl. No. | Particulars                | Opening Balance at the beginning of the year FY 2008-09 |                       |                   |                  | Amount received during the year | Principal repayment |               | Interest |               |      | Closing Balance |                 |
|---------|----------------------------|---|-----------------------|-------------------|------------------|---------------------------------|---------------------|---------------|----------|---------------|------|-----------------|-----------------|
|         |                            | In Rs Crores  | Principal not overdue | Principal overdue | Interest overdue |                                 | Total               | Due           | Paid     | Due           | Paid | %               | Principal       |
|         | <b>Financial Year*</b>     |   |                       |                   |                  |                                 |                     |               |          |               |      |                 |                 |
| A       | GoUP Loan                  |   |                       |                   | 508.88           | 16.67                           |                     |               |          | 16.67         |      |                 | 525.65          |
| I       | REC Trans                  |   |                       |                   | 82.51            | 28.25                           |                     |               |          | 7.15          |      |                 | 90.78           |
|         | REC UPPCL                  |   |                       |                   | 271.24           | 17.52                           |                     |               |          | 28.47         |      |                 | 288.78          |
|         | REC N                      |   |                       |                   | 328.39           |                                 |                     | 3.11          |          | 16.71         |      |                 | 325.28          |
|         | REC (N) (U) Govt Guarantee |   |                       |                   |                  | 6.32                            |                     |               |          |               |      |                 | 6.32            |
|         | PFC Trans                  |   |                       |                   | 34.25            | 28.90                           |                     |               |          | 6.01          |      |                 | 83.15           |
|         | PFC TL                     |   |                       |                   | 897.11           | 59.61                           |                     | 91.91         |          | 99.74         |      |                 | 864.81          |
|         | PFC BLC                    |   |                       |                   | 41.24            |                                 |                     | 11.08         |          | 3.53          |      |                 | 30.16           |
|         | IDBI                       |   |                       |                   | (0.00)           |                                 |                     |               |          |               |      |                 | (0.00)          |
|         | NGRPB                      |   |                       |                   | 45.72            |                                 |                     | 9.24          |          | 3.08          |      |                 | 38.48           |
|         | HUDCO                      |   |                       |                   | 278.73           |                                 |                     | 125.49        |          | 25.83         |      |                 | 151.23          |
|         | PFC STL                    |   |                       |                   |                  |                                 |                     |               |          |               |      |                 |                 |
|         | Interest and Repayment Due |   |                       |                   |                  |                                 |                     |               |          |               |      |                 |                 |
|         | <b>Total</b>               |   |                       |                   | <b>2,466.18</b>  | <b>157.27</b>                   |                     | <b>246.84</b> |          | <b>206.69</b> |      |                 | <b>2,382.61</b> |

  
**Chief Engineer (R.A.S.)**  
**UPPCL, Shakti Bhawan Extn.**  
**4 Ashok Marg, Lucknow**

Name of Transmission Licensee: UP Power Transmission Corporation  
Domestic loans, bonds and financial leasing

Form No: F&amp;a

| Sl. No. | Particulars                | Opening Balance at the beginning of the year FY 2009-10 |                       |                   |                  | Amount received during the year | Principal repayment |        | Interest |        |      | Closing Balance |           |
|---------|----------------------------|---|-----------------------|-------------------|------------------|---------------------------------|---------------------|--------|----------|--------|------|-----------------|-----------|
|         |                            | In its Currencies                                       | Principal not overdue | Principal overdue | Interest overdue |                                 | Total               | Due    | Paid     | Due    | Paid | %               | Principal |
|         | Financial Year*            |   |                       |                   |                  |                                 |                     |        |          |        |      |                 |           |
| A       | GoUP Loan                  |   |                       |                   | 525.65           | 16.67                           |                     |        |          | 16.67  |      |                 | 542.33    |
| I       | REC Trans                  |   |                       |                   | 90.76            | 399.25                          |                     |        |          | 25.22  |      |                 | 490.01    |
|         | REC UPPTCL                 |   |                       |                   | 289.76           |                                 |                     | 21.66  |          | 30.51  |      |                 | 267.11    |
|         | REC N                      |   |                       |                   | 325.28           |                                 |                     | 3.42   |          | 16.39  |      |                 | 321.86    |
|         | REC (N) (U) Govt Guarantee |   |                       |                   | 6.32             |                                 |                     |        |          |        |      |                 | 8.32      |
|         | PFC Trans                  |   |                       |                   | 63.15            | 232.84                          |                     | 0.49   |          | 21.99  |      |                 | 295.50    |
|         | PFC TL                     |   |                       |                   | 854.81           | 2.85                            |                     | 101.82 |          | 95.27  |      |                 | 766.83    |
|         | PFC BLC                    |   |                       |                   | 30.16            |                                 |                     | 11.08  |          | 3.14   |      |                 | 19.07     |
|         | IDBI                       |   |                       |                   | (0.00)           |                                 |                     |        |          |        |      |                 | (0.00)    |
|         | NCRPB                      |   |                       |                   | 36.46            |                                 |                     | 9.24   |          | 2.46   |      |                 | 27.24     |
|         | HUDCO                      |   |                       |                   | 151.23           |                                 |                     | 64.75  |          | 15.41  |      |                 | 86.48     |
|         | PFC STL                    |   |                       |                   |                  |                                 |                     |        |          |        |      |                 |           |
|         | Interest and Repayment Due |   |                       |                   |                  |                                 |                     |        |          |        |      |                 |           |
|         | New Capex Loan             |   |                       |                   |                  |                                 |                     |        |          |        |      |                 |           |
|         | Total                      |   |                       |                   | 2,382.61         | 661.61                          |                     | 212.47 |          | 210.38 |      |                 | 2,821.74  |

Chief Engineer (R.A.B.)  
UPPTCL, Shakti Bhawan Extn  
14, Ashok Marg, Lucknow

| Name of Transmission Licensee:UP Power Transmission Corporation |  |              |               |               |
|---|--|--------------|---------------|---------------|
| Details of Expenses Capitalised                                 |  |              |               | Form No: F9   |
| Sl.No.  | Particulars                            | FY2007-08    | FY2008-09     | FY2009-10     |
|   |  | Audited      | Audited       | Audited       |
| 1   | Interest & Finance charges Capitalised | 41.25        | 51.07         | 53.67         |
| 2   | Other expenses capitalised:            |              |               |               |
|   | a. Employee expenses                   | 53.63        | 71.90         | 55.35         |
|   | b. R&M Expenses                        |              |               |               |
|   | c. A&G Expenses                        | 2.38         | 2.69          | 2.95          |
|   | d. Depreciation                        |              |               |               |
|   | e. Others, if any                      |              |               |               |
|   | <b>Total of 2</b>                      | <b>56.01</b> | <b>74.59</b>  | <b>58.30</b>  |
|   | <b>Grand Total</b>                     | <b>97.26</b> | <b>125.66</b> | <b>111.97</b> |


Chief Engineer (R.A.W.)  
 UPPTCL, Shakti Bhawan Extn  
 14-Ashok Marg, Lucknow.

| Name of Transmission Licensee: UP Power Transmission Corporation |                                      |             |              |                |
|--|--------------------------------------|-------------|--------------|----------------|
| Debits, Write-offs and any other items                           |                                      |             |              | Form No: F10   |
| Sl.No.   | Particulars                          | FY2007-08   | FY2008-09    | FY2009-10      |
|  |                                      | Audited     | Audited      | Audited        |
| 1  | Material Cost Variance               |             |              |                |
| 2  | Miscellaneous Losses And Writte Off  |             |              |                |
| 3  | Other Provisions                     |             |              |                |
| 5  | Net Prior Period Credit/Charges      | 6.54        | 15.38        | (13.52)        |
| 6  | <b>Sub-Total</b>                     | <b>6.54</b> | <b>15.38</b> | <b>(13.52)</b> |
| 7  | Less : Chargeable to Capital Account |             |              |                |
|  | <b>Net Chargeable To Revenue</b>     | <b>6.54</b> | <b>15.38</b> | <b>(13.52)</b> |


*(Handwritten Signature)*

**Chief Engineer (R.A.B.)**  
 UPPTCL, Shakti Bhawan Extn  
 4, Ashok Marg, Lucknow

| Name of Transmission Licensee:UP Power Transmission Corporation    |  |           |           |              |
|--|--|-----------|-----------|--------------|
| Statement of Sundry Debtors and provision for Bad & Doubtful Debts |  |           |           | Form No: F11 |
| Sl.No.   | Particulars                                | FY2007-08 | FY2008-09 | FY2009-10    |
|  |  | Audited   | Audited   | Audited      |
| 1  | Receivable at the beginning of the year    |           |           |              |
| 2  | Revenue billed for the year                |           |           |              |
| 3  | Collection for the year                    |           |           |              |
|  | Against current dues                       |           |           |              |
|  | Against arrears upto previous year         |           |           |              |
| 4  | Gross receivable as at the end of the year |           |           |              |
| 6  | Provision for bad and doubtful debts       | 13.79     | 8.45      | 9.82         |
| 7  | % of provision                             |           |           |              |

  
**Chief Engineer (R.A.U.)**  
**UPPCL, Shakti Bhawan Extn.**  
**14-Ashok Marg, Lucknow.**

| Name of Transmission Licensee: UP Power Transmission Corporation |  |               |                |              |
|--|--|---------------|----------------|--------------|
| Net Prior Period Expenses / Income                               |  |               |                | Form No: F13 |
| Sl.No.   | Particulars                                    | FY2007-08     | FY2008-09      | FY2009-10    |
|  |  | Audited       | Audited        | Audited      |
| <b>A</b>   | <b>Income relating to previous years:</b>      |               |                |              |
| 1  | Interest income for prior periods              |               |                |              |
| 2  | Income Tax prior period                        |               |                |              |
| 3  | Excess Provision for Depreciation              |               |                |              |
| 4  | Excess Provision for Interest and Fin. Charges |               |                |              |
| 5  | Other Excess Provision                         | 0.03          | 0.27           | 3.28         |
| 6  | Others Income                                  |               |                | 21.12        |
|  | <b>Sub-Total A</b>                             | <b>0.03</b>   | <b>0.27</b>    | <b>24.40</b> |
| <b>B</b>   | <b>Expenditure relating to previous years</b>  |               |                |              |
| 1  | O & M Expenses                                 | 0.23          | -2.16          | -0.33        |
| 2  | Employee Cost                                  | 0.99          | 0.73           | 4.42         |
| 3  | Interest and Finance Charges                   | 0.00          | -0.01          | 0.00         |
| 4  | A & G Exp                                      | 1.96          | 0.06           | 0.07         |
| 5  | Depreciation Under/Excess Provided             | 3.37          | 17.03          | 6.72         |
| 6  | Preliminary Expenses                           |               |                |              |
| 7  | Others   | 0.01          | 0.01           |              |
|  | <b>Sub-Total B</b>                             | <b>6.57</b>   | <b>15.65</b>   | <b>10.88</b> |
|  | <b>Net prior period Credit/(Charges) : A-B</b> | <b>(6.54)</b> | <b>(15.38)</b> | <b>13.52</b> |

  
 Chief Engineer (R.A.E.)  
 IPPCL, Shakti Bhawan Extn.  
 14, Ashok Marg, Lucknow.

| Name of Transmission Licensee:UP Power Transmission Corporation    |   |  |                           |  |                           |                                |
|--|---|--|---------------------------|--|---------------------------|--------------------------------|
| Contributions, Grants and subsidies towards Cost of Capital Assets |   |  |                           |  |                           | Form No: F14                   |
| Sl No  | Particulars   | FY2008-09  |                           |  | FY2009-10                 |                                |
|  |   | Balance at the beginning of the year as 31.03.2008 | Additions during the Year | Balance at the end of the Year as 31.03.2009 | Additions during the Year | Balance at the end of the Year |
| 1  | Beneficiaries Contribution Towards Cost Of Capital Assets | 102.58   | 38.83                     | 141.41                                       | 67.51                     | 208.92                         |
| 2  | Subsidies Towards Cost Of Capital Asset                   |  |                           |  |                           |                                |
| 3  | Grant Towards Cost Of Capital Assets                      |  |                           |  |                           |                                |
| 4  | Others  | 180.72   |                           | 180.72                                       |                           | 180.72                         |
|  | <b>Total</b>  | <b>283.30</b>                                      | <b>38.83</b>              | <b>322.13</b>                                | <b>67.51</b>              | <b>389.64</b>                  |

72

Chief Engineer (R.A.U.)  
UPPCL, Shakti Bhawan Extn.  
W. Ashok Marg, Lucknow

| Name of Transmission Licensee |   |                 |                 |               |
|-------------------------------|---|-----------------|-----------------|---------------|
| Current Assets & Liabilities  |   |                 |                 | Form No: F18  |
| Sl.No.                        | Particulars                               | FY2007-08       | FY2008-09       | FY2009-10     |
|                               |   | Audited         | Audited         | Audited       |
| <b>A</b>                      | <b>Current Assets, Loans and Advances</b> |                 |                 |               |
|                               | Stores & Spares                           | 290.17          | 348.76          | 389.02        |
|                               | Sundry Debtors                            | 218.38          | 337.39          | 613.33        |
|                               | Cash and Bank Balances                    | 51.12           | 24.73           | 625.51        |
|                               | Other Current Assets                      | 7.64            | 9.44            | 16.66         |
|                               | Loans & Advances                          | 26.03           | 40.55           | 33.70         |
|                               | Inter Unit Transfers                      | 48.19           | 14.33           | -             |
| <b>B</b>                      | <b>Current Liabilities and Provisions</b> |                 |                 |               |
|                               | Current Liabilities                       | 1,061.97        | 1,355.58        | 1,433.65      |
|                               | Provisions                                |                 |                 |               |
|                               |   |                 |                 |               |
|                               |   |                 |                 |               |
|                               |   |                 |                 |               |
|                               |   |                 |                 |               |
|                               |   |                 |                 |               |
| <b>C</b>                      | <b>NET CURRENT ASSETS (= A - B)</b>       | <b>(420.43)</b> | <b>(580.39)</b> | <b>244.58</b> |

72  
 Chief Engineer (R.A.D.)  
 UPPTCL, Shakti Bhawan Extn  
 14-Ashok Marg, Lucknow



| Name of Transmission Licensee: UP Power Transmission Corporation |  |              |              |              |              |
|--|--|--------------|--------------|--------------|--------------|
| Non-tariff income  |  |              |              |              | Form No:F19  |
| Sl.No.   | Particulars  | FY 2007-08   | FY 2008-09   | FY 2009-10   | FY 2010-11   |
|  |  | Audited      | Audited      | Audited      | Audited      |
| 1  | Share of Income from the other businesses of the transmission Licensee |              |              |              |              |
| 2  | Interest on loan to Staff  | 0.04         | 0.02         | 0.01         | 0.01         |
| 3  | Income from Investments  | 0.12         | 0.00         | 8.09         | 11.00        |
| 4  | Revenue from surcharges for late payment                               |              |              |              |              |
| 5  | Any other Income   | 11.18        | 22.76        | 22.03        | 22.50        |
|  | <b>Total Non- tariff Income</b>  | <b>11.34</b> | <b>22.78</b> | <b>30.14</b> | <b>33.52</b> |

72

Chief Engineer (R.A.U.)  
 UPPCL, Shakti Bhawan Extn  
 14-Ashok Marg, Lucknow